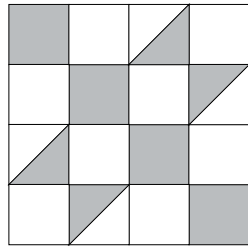


moda

Sampler Block Shuffle

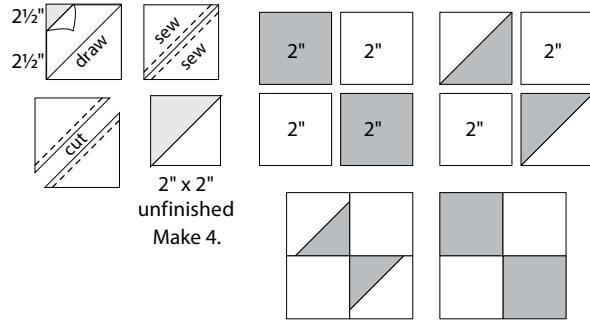


6" x 6" finished

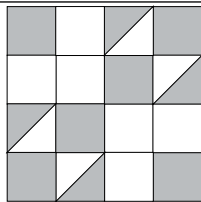
Cutting
Print
2-2½" squares
4-2" squares

Background
2-2½" squares
8-2" squares

Draw a diagonal line from corner to corner on the wrong side of 2-2½" background squares. Layer a marked square right sides together on a 2½" print square. Sew ¼" from the diagonal line on each side. Cut on the diagonal line. Press open to make 2 triangle-squares. Trim to 2" x 2". Make 4 total.

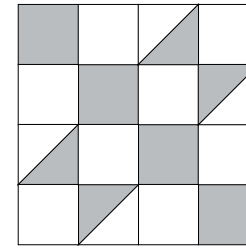


Color Option



moda

Sampler Block Shuffle

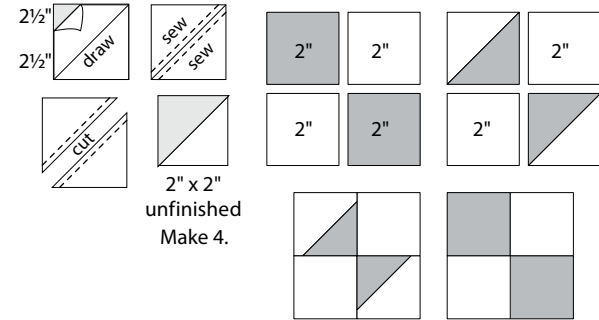


6" x 6" finished

Cutting
Print
2-2½" squares
4-2" squares

Background
2-2½" squares
8-2" squares

Draw a diagonal line from corner to corner on the wrong side of 2-2½" background squares. Layer a marked square right sides together on a 2½" print square. Sew ¼" from the diagonal line on each side. Cut on the diagonal line. Press open to make 2 triangle-squares. Trim to 2" x 2". Make 4 total.



Color Option

