

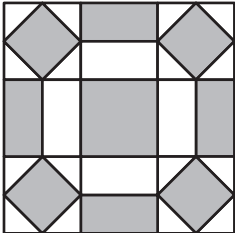
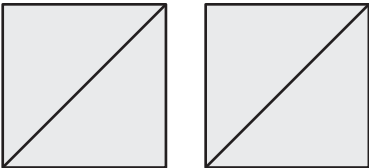
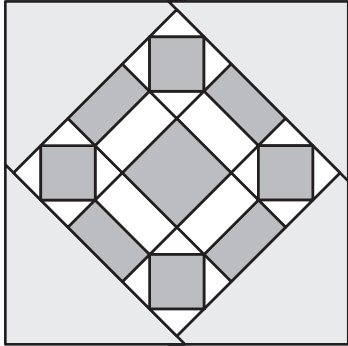
CHEATER ON-POINT BLOCK METHOD CHEAT SHEET

BY FAT QUARTER SHOP (WWW.FATQUARTERSHOP.COM)

The Cheater On-Point Block method is a simple way to give the appearance of an on-point setting with straight-set blocks. Using these measurements, you can add oversized corner triangles to your quilt block in order to trim it down to just the right block size.

Watch Kimberly's tutorial here!



FINISHED BLOCK SIZE	BLOCK SETTING SQUARES Cut two squares, then cut each square on the diagonal once. Make 4 triangles.	TRIMMED BLOCK SIZE (Unfinished Block Size)
		
6"	5 $\frac{5}{8}$ "	9 $\frac{1}{4}$ "
8"	7 $\frac{1}{8}$ "	11 $\frac{7}{8}$ "
9"	7 $\frac{3}{4}$ "	13 $\frac{1}{4}$ "
10"	8 $\frac{1}{2}$ "	14 $\frac{3}{4}$ "
12"	9 $\frac{7}{8}$ "	17 $\frac{1}{2}$ "
14"	11 $\frac{3}{8}$ "	20 $\frac{3}{8}$ "
15"	12"	21 $\frac{3}{4}$ "
16"	12 $\frac{3}{4}$ "	23 $\frac{1}{4}$ "
18"	14 $\frac{1}{8}$ "	26"
20"	15 $\frac{5}{8}$ "	28 $\frac{7}{8}$ "
22"	17"	31 $\frac{3}{4}$ "
24"	18 $\frac{1}{2}$ "	34 $\frac{1}{2}$ "

