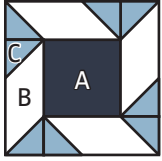




Contrary Husband Block Pattern

Fat Quarter Shop Exclusive



Unfinished size: 8 1/2" x 8 1/2".



Pattern for Tablerunner, Lap, Twin
& Queen size quilts available at
www.FatQuarterShop.com.



Cutting Instructions	One Block
Dark Print	A) 1 - 4 1/2" square
Light Print	B) 4 - 2 1/2" x 6 1/2" rectangles
Background	C) 8 - 2 1/2" squares

Use 1/4" seams and press as arrows indicate throughout.

Block Assembly:

Draw a diagonal line on the wrong side of the Fabric C squares.

With right sides facing, layer a Fabric C square on the top end of a Fabric B rectangle.

Stitch on the drawn line and trim 1/4" away from the seam.



Repeat on the bottom end.

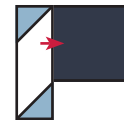
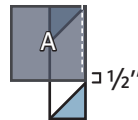
Crossways Unit should measure 2 1/2" x 6 1/2".



Make 4.

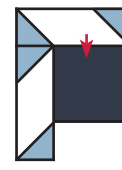
Assemble one Crossways Unit and the Fabric A square.

Stop stitching 1/2" away from the bottom of the Fabric A square, creating a partial seam. Backstitch.



Make 1 Round One Unit.

Assemble one Crossways Unit and the Round One Unit.



Make 1 Round Two Unit.



#ContraryHusbandQuilt

www.FatQuarterShop.com



Contrary Husband

Block Pattern

Fat Quarter Shop Exclusive

Assemble one Crossways Unit and the Round Two Unit.



Make 1 Round Three Unit.

Assemble one Crossways Unit and the Round Three Unit.



Finish assembling block by completing the partial seam.

Contrary Husband Block should measure 8 1/2" x 8 1/2".



Make 1.