


Riley Blake Designs' Shine Together Quilt Along



Kimberly's Block



Unfinished size: 6 1/2" x 6 1/2"
Make one.

Cutting Instructions:

Fabric 1 - Peach		
4 - 1 1/2" squares		A
Fabric 2 - Berry		
4 - 1 1/2" x 2 1/2" rectangles		B
Fabric 3 - Coral		
4 - 1 1/2" x 2 1/2" rectangles		C
Fabric 4 - Red		
4 - 1 1/2" x 3 1/2" rectangles		D
Background		
8 - 2" squares		E
4 - 1 1/2" squares		F

Use 1/4" seams and press as arrows indicate throughout.

Block Assembly:

Assemble Unit.

Strand Unit should measure 2 1/2" x 2 1/2".



Make four.

Assemble Unit.

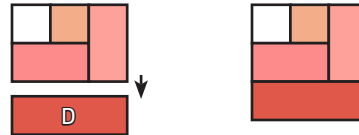
Woven Unit should measure 2 1/2" x 3 1/2".



Make four.

Assemble Unit.

Braid Unit should measure 3 1/2" x 3 1/2".



Make four.

Draw a diagonal line on the wrong side of the Fabric E squares.

With right sides facing, layer a Fabric E square on the top right corner of a Braid Unit.

Stitch on the drawn line and trim 1/4" away from the seam.



Repeat on the bottom left corner.

Braided Star Unit should measure 3 1/2" x 3 1/2".

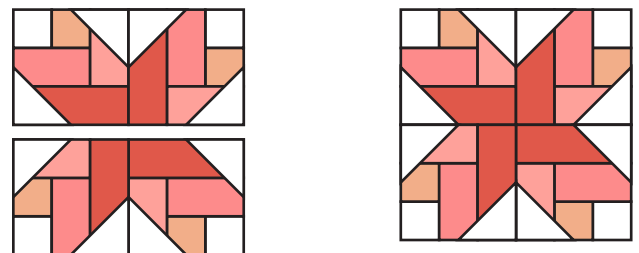


Make four.

Assemble Block. Pay close attention to unit placement.

Press open.

Braided Star Block should measure 6 1/2" x 6 1/2".



Make one.

