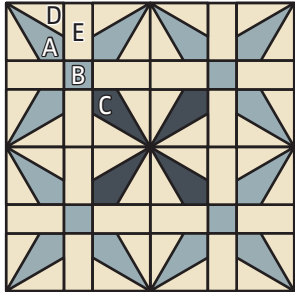




King David's Crown


Block Pattern

Fat Quarter Shop Exclusive



Unfinished size: 15 1/2" x 15 1/2"

Pattern for Tablerunner, Small Lap, Large Lap & Queen size quilts available at www.FatQuarterShop.com.



Cutting Instructions	One Block
First Print	A 1 - 5 1/2" x WOF strip B 4 - 2" squares
Second Print	C 1 - 5 1/2" x 20" strip
Background	D 2 - 5 1/2" x WOF strips E 16 - 2" x 3 1/2" rectangles

WOF = width of fabric

We recommend using the Starburst 30° Triangle Ruler by Creative Grids #CGRIS30, but we have also included a template on page 3.

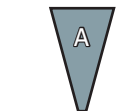
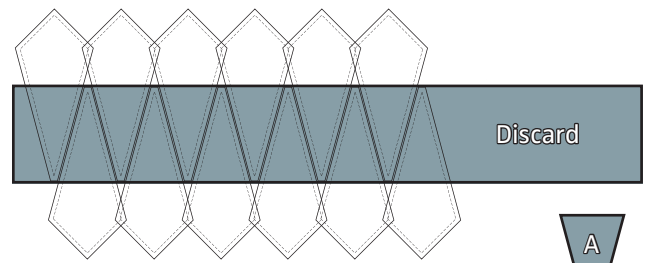


Use 1/4" seams and **press open** throughout unless otherwise indicated.

Block Assembly:

Using the Starburst Ruler, align the 5 1/2" line on the ruler with the top of the Fabric A strip.

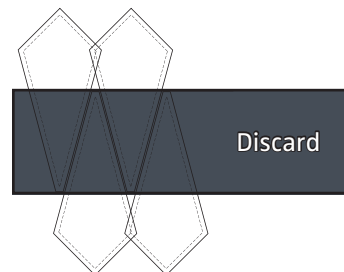
Cut twelve Fabric A wedges from the strip.



Make 12.

Using the Starburst Ruler, align the 5 1/2" line on the ruler with the top of the Fabric C strip.

Cut four Fabric C wedges from the strip.



Make 4.



#KingDavidsCrownQuilt



www.FatQuarterShop.com

© 2025 Fat Quarter Shop, LLC. All rights reserved. Duplication of any kind is prohibited. This pattern may be used for personal purposes only and may not be reproduced without the express written permission from Fat Quarter Shop. This pattern may not be used for commercial purposes. This pattern may only be hosted, accessed, and downloaded from www.FatQuarterShop.com.



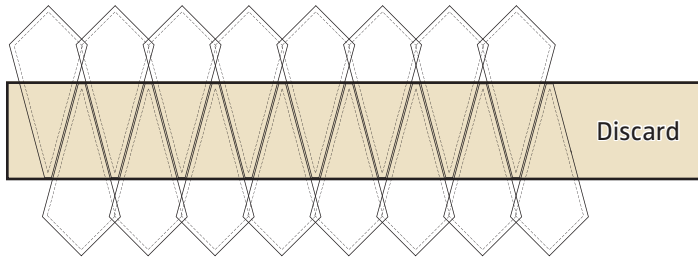
King David's Crown

Block Pattern

Fat Quarter Shop Exclusive

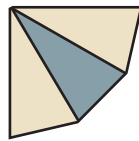
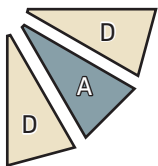
Using the Starburst Ruler, align the 5 1/2" line on the ruler with the top of a Fabric D strip.

Cut sixteen Fabric D wedges from each strip.

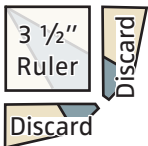


Make 32.

Assemble Unit.

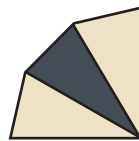
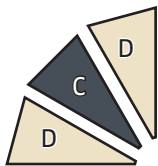


Trim Outer Crown Unit to measure 3 1/2" x 3 1/2".

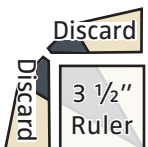


Make 12.

Assemble Unit.



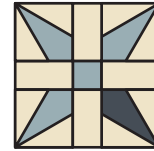
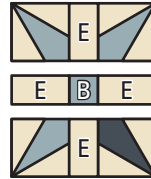
Trim Inner Crown Unit to measure 3 1/2" x 3 1/2".



Make 4.

Assemble Unit.

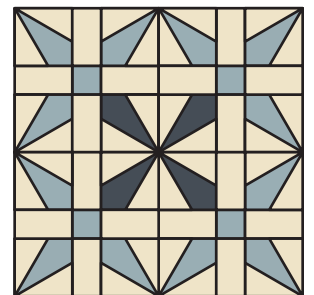
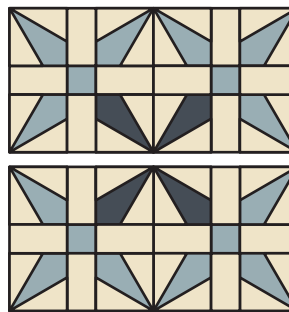
King David's Crown Unit should measure 8" x 8".



Make 4.

Assemble Block.

King David's Crown Block should measure 15 1/2" x 15 1/2".



Make 1.



King David's Crown

Block Pattern

Fat Quarter Shop Exclusive

Starburst Template:

