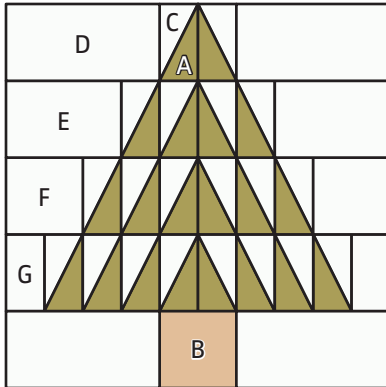




The Christmas Tree


Block Pattern

Fat Quarter Shop Exclusive



Unfinished size: 20 1/2" x 20 1/2"

Pattern for Pillows, Door Banner,
Lap and King size quilts available
at www.FatQuarterShop.com.



Cutting Instructions	One Block
Tree Print	A) 3 - 3" x WOF strips
Tree Trunk Print	B) 1 - 4 1/2" square
Background	C) 3 - 3" x WOF strips
	D) 4 - 4 1/2" x 8 1/2" rectangles
	E) 2 - 4 1/2" x 6 1/2" rectangles
	F) 2 - 4 1/2" squares
	G) 2 - 2 1/2" x 4 1/2" rectangles

WOF = width of fabric

We recommend using the *Half Rectangle Trimmer* by Fat Quarter Shop,
but we have also included a template on page 3.

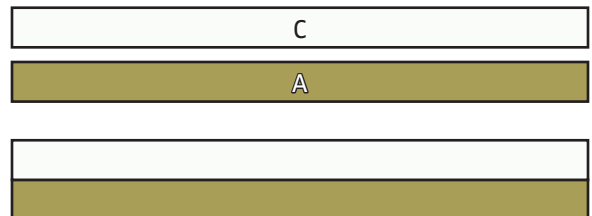


Use 1/4" seams and press as arrows indicate throughout.

Block Assembly:

Assemble one Fabric A strip and one Fabric C strip.
Press open.


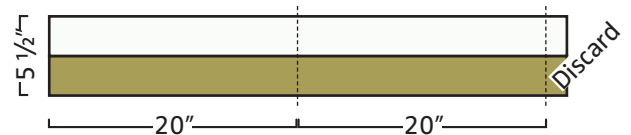
Long Tree Strip Set should measure 5 1/2" x WOF.



Make 3.

Subcut one Long Tree Strip Set into 2 - 5 1/2" x 20" strips.

Short Tree Strip Set should measure 5 1/2" x 20".



Make 2.



#FQSCChristmasTreeQuilt



www.FatQuarterShop.com

© 2025 Fat Quarter Shop, LLC. All rights reserved. Duplication of any kind is prohibited. This pattern may be used for personal purposes only and may not be reproduced without the express written permission from Fat Quarter Shop. This pattern may not be used for commercial purposes. This pattern may only be hosted, accessed, and downloaded from www.FatQuarterShop.com.



The Christmas Tree

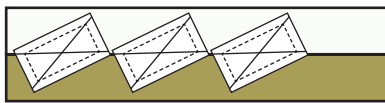
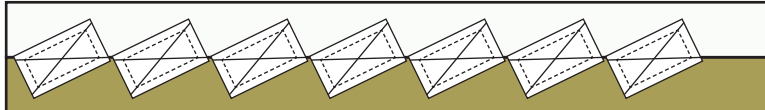
Block Pattern

Fat Quarter Shop Exclusive

Using the Half Rectangle Trimmer, align the diagonal line on the trimmer with the seam of one Long Tree Strip Set and one Short Tree Strip Set.

Cut ten Left Half Rectangle Units.

Left Half Rectangle Unit should measure $2\frac{1}{2}'' \times 4\frac{1}{2}''$.

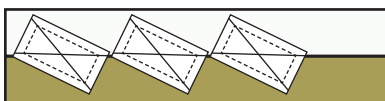
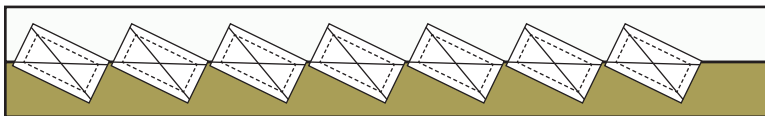


Make 10.

Using the Half Rectangle Trimmer, align the diagonal line on the trimmer with the seam of one Long Tree Strip Set and one Short Tree Strip Set.

Cut ten Right Half Rectangle Units.

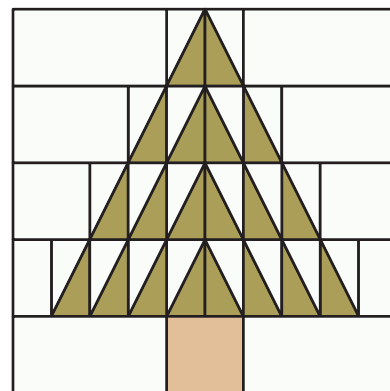
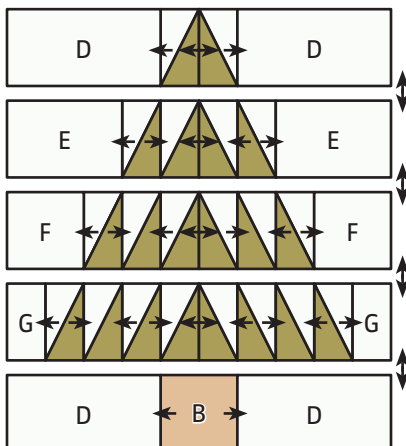
Right Half Rectangle Unit should measure $2\frac{1}{2}'' \times 4\frac{1}{2}''$.



Make 10.

Assemble Block. Pay close attention to unit placement.

The Christmas Tree Block should measure $20\frac{1}{2}'' \times 20\frac{1}{2}''$.



Make 1.



The Christmas Tree

Block Pattern

Fat Quarter Shop Exclusive

Half Rectangle Trimmer Template:

