



Block Four - Icicle Block:





Unfinished size: 6 1/2" x 20 1/2"

Cutting for Prints:

4 - 2 1/2" x width of fabric strips	
Subcut each strip into:	
	1 - 2 1/2" x 14 1/2" rectangle (4 total)
	9 - 2 1/2" squares (36 total)

Cutting for Background:

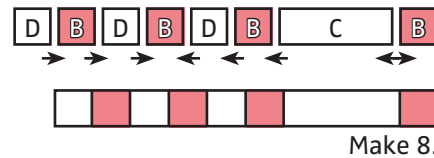
4 - 2 1/2" x width of fabric strips	
Subcut each strip into:	
	8 - 2 1/2" x 6 1/2" rectangles
	32 - 2 1/2" squares

Use 1/4" seams and press as arrows indicate throughout.

Block Assembly:

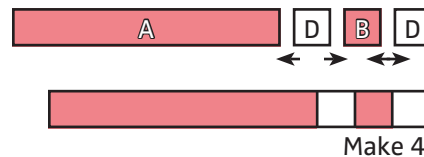
Assemble three Fabric D squares, four matching Fabric B squares and one Fabric C rectangle.

Outer Unit should measure 2 1/2" x 20 1/2".



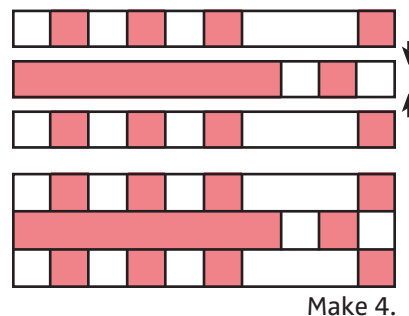
Assemble one Fabric A rectangle, two Fabric D squares and one matching Fabric B square.

Middle Unit should measure 2 1/2" x 20 1/2".



Assemble Block using matching fabric.

Icicle Block should measure 6 1/2" x 20 1/2".



#JellySnowflakeQAL

www.FatQuarterShop.com

