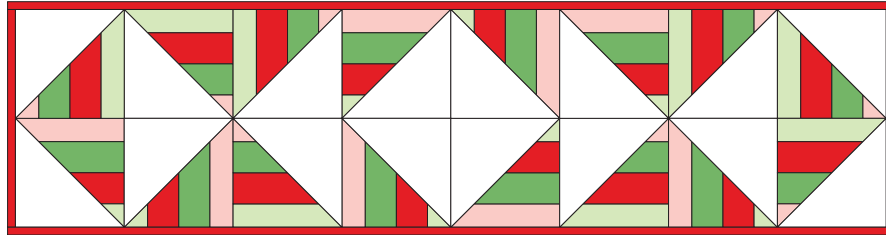


High Roller Tablerunner

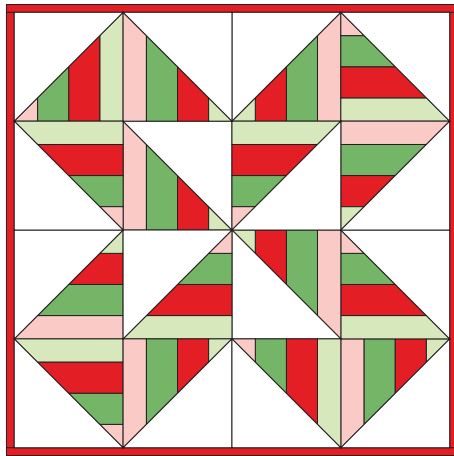
QUILT LAYOUT OPTIONS

Featuring the High Roller Tablerunner tutorial from the Fat Quarter Shop Livestream on September 20, 2019.
With 16 High Roller quilt blocks, you can use any of these five layout options.

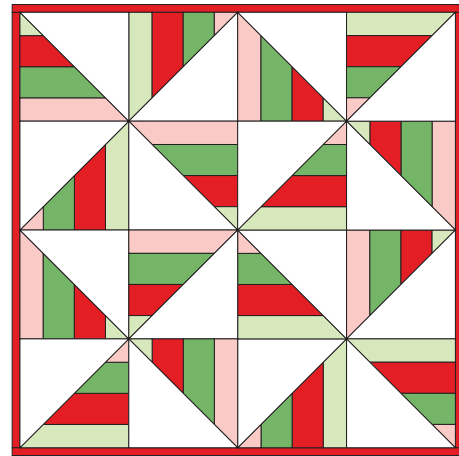


Finished size: 14 1/2" x 56 1/2"

Note
this layout was
demonstrated
in the Livestream!

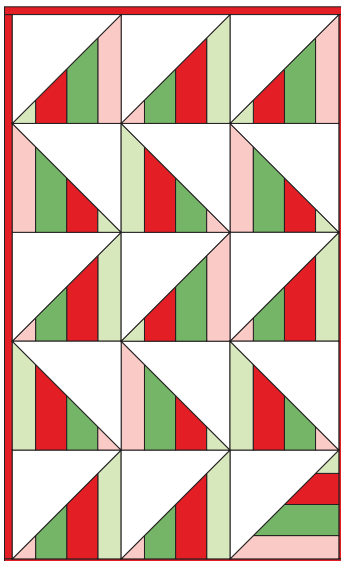


Finished size: 28 1/2" x 28 1/2"

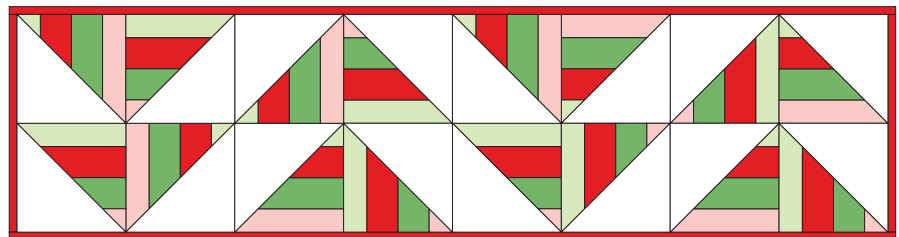


Finished size: 28 1/2" x 28 1/2"

Note
will only use 15 of the
High Roller blocks



Finished size: 21 1/2" x 35 1/2"



Finished size: 14 1/2" x 56 1/2"

Fabric Requirements:

1 Jelly Roll (Swell Christmas)

2/3 yards background (9900-98)

1/2 yard binding (or 5 Jelly Roll strips for scrappy look)

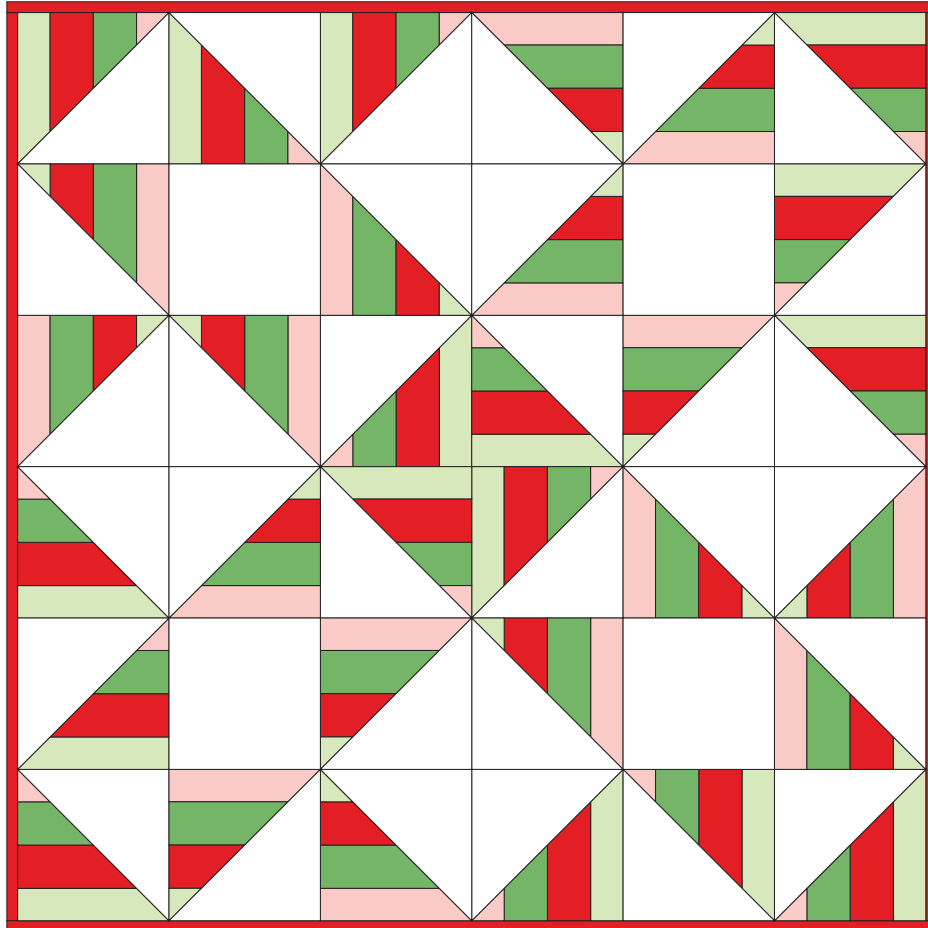
H700 roll - cut (4) 1 x 2 sections

High Roller Tablerunner

QUILT LAYOUT OPTIONS

Bonus

Make this layout with 32 High Roller blocks and
4 - 7 1/2" background squares!



Finished size: 42 1/2" x 42 1/2"

Fabric Requirements:

1 Jelly Roll (Swell Christmas)

1 1/8 yards background (9900-98)

1/2 yard binding (or 5 Jelly Roll strips for scrappy look)

H700 roll - cut (8) 1 x 2 sections