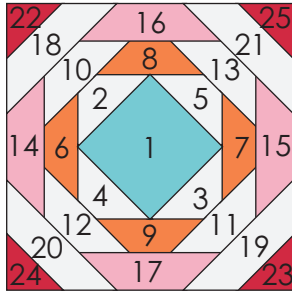


best FRIENDS QUILT ALONG

WITH LORI HOLT OF BEE IN MY BONNET

WEEK THREE - PINEAPPLE BLOCKS



Make 4.

CUTTING FOR THE LAP QUILT:

Placements 2 - 5, 10 - 13 and 18 - 21 are cut from Light fabrics (Bee Backgrounds). Placements 1, 6 - 9, 14 - 17 and 22 - 25 are cut from Dark fabrics (Bee Basics).

From the Bee Backgrounds 10" stacker cut:

48 - 1 1/2" x 5" rectangles
(Placements 2 - 5, 10 - 13, 18 - 21)

From the Bee Basics 10" stacker cut:

4 - 3 1/4" squares (Placement 1)
48 - 1 1/2" x 4" rectangles
(Placements 6 - 9, 14 - 17, 22 - 25)



You will need 4 sheets of the 6" Pineapple Quilt Block Foundation Paper #ISE-754

CUTTING FOR THE QUEEN QUILT:


Placements 2 - 5, 10 - 13 and 18 - 21 are cut from Light fabrics (Bee Backgrounds). Placements 1, 6 - 9, 14 - 17 and 22 - 25 are cut from Dark fabrics (Bee Basics).

From the Bee Backgrounds Fat Quarter Bundle cut:

16 - 2 1/2" x 5" rectangles (Placements 2 - 5)
16 - 2 1/2" x 6" rectangles (Placements 10 - 13)
16 - 2 1/2" x 8" rectangles (Placements 18 - 21)

From the Bee Basics Fat Quarter Bundle cut:

4 - 5" squares (Placement 1)
16 - 2 1/2" x 5 1/4" rectangles (Placements 6 - 9)
16 - 2 1/2" x 6 1/2" rectangles (Placements 14 - 17)
16 - 3" x 5" rectangles (Placements 22 - 25)




You will need 4 sheets of the 12" Pineapple Quilt Block Foundation Paper #ISE-755

BLOCK ASSEMBLY:

Following the instructions on the Pineapple Block Foundation Paper, assemble 4 Pineapple Blocks.

Pineapple Blocks for the Lap Quilt should measure 6 1/2" x 6 1/2".

Pineapple Blocks for the Queen Quilt should measure 12 1/2" x 12 1/2".



Make 4 Pineapple Blocks.



#BestFriendsQAL

www.FatQuarterShop.com