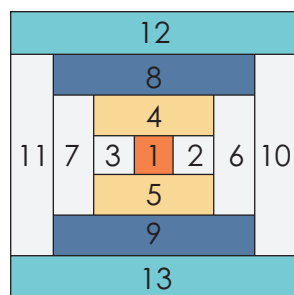


# best FRIENDS QUILT ALONG

WITH LORI HOLT OF BEE IN MY BONNET

## WEEK FOUR - COURTHOUSE STEPS BLOCKS



Make 16.

## CUTTING FOR THE LAP QUILT:

From the Bee Backgrounds 10" stacker cut:

- 32 - 1 1/2" squares (Placements 2 & 3)
- 32 - 1 1/2" x 3 1/4" rectangles (Placements 6 & 7)
- 32 - 1 1/2" x 5" rectangles (Placement 10 & 11)

From the Bee Basics 10" stacker cut:

- 16 - 1 1/2" squares (Placement 1)
- 32 - 1 1/2" x 3 1/4" rectangles (Placements 4 & 5)
- 32 - 1 1/2" x 5 rectangles (Placements 8 & 9)
- 32 - 1 1/2" x 7 1/4" rectangles (Placements 12 & 13)



You will need 16 sheets of the 6" Courthouse Steps Quilt Block Foundation Paper #ISE-764


## CUTTING FOR THE QUEEN QUILT:

From the Bee Backgrounds Fat Quarter Bundle cut:

- 32 - 2 1/2" squares (Placements 2 & 3)
- 32 - 2 1/2" x 6 1/4" rectangles (Placements 6 & 7)
- 32 - 2 1/2" x 9 1/2" rectangles (Placement 10 & 11)

From the Bee Basics Fat Quarter Bundle cut

- 16 - 2 1/2" squares (Placement 1)
- 32 - 2 1/2" x 6 1/4" rectangles (Placements 4 & 5)
- 32 - 2 1/2" x 9 1/2" rectangles (Placements 8 & 9)
- 32 - 2 1/2" x 13 1/4" rectangles (Placements 12 & 13)



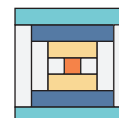
You will need 16 sheets of the 12" Courthouse Steps Quilt Block Foundation Paper #ISE-765

## BLOCK ASSEMBLY:

Following the instructions on the Courthouse Steps Block Foundation Paper, assemble 16 Courthouse Steps Blocks.

Courthouse Steps Blocks for the Lap Quilt should measure 6 1/2" x 6 1/2".

Courthouse Steps Blocks for the Queen Quilt should measure 12 1/2" x 12 1/2".



Make 16 Courthouse Steps Blocks.



#BestFriendsQAL

[www.FatQuarterShop.com](http://www.FatQuarterShop.com)