

# Half-Square Triangle Cheat Sheet for Quilt Patterns

Find the size of triangle paper you need for any quilt pattern!

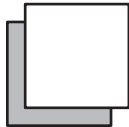
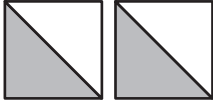
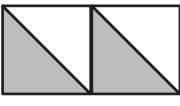

The cut sizes below refer to half-square triangles made with the traditional method, where two fabric squares yield two half-square triangle units.

If your quilt pattern does not specify the finished size of the half-square triangle units needed, refer to the Cut Size to see what size of Triangle Paper you will need.

The triangle papers listed refer to the Triangles on a Roll by It's Sew Emma®.

Purchase the full line of Triangles on a Roll at Fat Quarter Shop:

[www.fatquartershop.com/triangles-on-a-roll-triangle-paper](http://www.fatquartershop.com/triangles-on-a-roll-triangle-paper)

Cut Size 	Unfinished Size 	Finished Size 	Triangle Paper Needed 
1 3/8"	1"	1/2"	H050 - 1/2" Finished Triangle Paper
2 1/2" strips	1 1/2"	1"	PC100 - 1" Precut Friendly Triangle Paper
1 7/8"	1 1/2"	1"	H100 - 1" Finished Triangle Paper
2 1/8"	1 3/4"	1 1/4"	H125 - 1 1/4" Finished Triangle Paper
2 3/8"	2"	1 1/2"	H150 - 1 1/2" Finished Triangle Paper
2 5/8"	2 1/4"	1 3/4"	H175 - 1 3/4" Finished Triangle Paper
2 7/8"	2 1/2"	2"	H200 - 2" Finished Triangle Paper
3 1/8"	2 3/4"	2 1/4"	H225 - 2 1/4" Finished Triangle Paper
3 3/8"	3"	2 1/2"	H250 - 2 1/2" Finished Triangle Paper
3 5/8"	3 1/4"	2 3/4"	H275 - 2 3/4" Finished Triangle Paper
3 7/8"	3 1/2"	3"	H300 - 3" Finished Triangle Paper
4 3/8"	4"	3 1/2"	H350 - 3 1/2" Finished Triangle Paper
4 5/8"	4 1/4"	3 3/4"	H375 - 3 3/4" Finished Triangle Paper
4 7/8"	4 1/2"	4"	H400 - 4" Finished Triangle Paper
5 3/8"	5"	4 1/2"	H450 - 4 1/2" Finished Triangle Paper
5 7/8"	5 1/2"	5"	H500 - 5" Finished Triangle Paper
6 3/8"	6"	5 1/2"	H550 - 5 1/2" Finished Triangle Paper
6 7/8"	6 1/2"	6"	H600 - 6" Finished Triangle Paper
7 3/8"	7"	6 1/2"	H650 - 6 1/2" Finished Triangle Paper
7 7/8"	7 1/2"	7"	H700 - 7" Finished Triangle Paper

**Half-Square Triangle Finished Size = Cut Size - 7/8"**

The Finished Size is the size of triangle paper you will need for your quilt pattern.

