


Lori Holt's Crazy Paper

QUILT LAYOUT OPTIONS


Featuring the Crazy Paper tutorial from the Fat Quarter Shop Livestream on September 27, 2019.



Finished size: 24 1/2" x 88 1/2"

Table runner

33 blocks (3 x 11 layout)
33 - 10" squares or 1 - 10" stacker
1 package of Crazy Quilt Paper
5/8 yard for binding
2 3/4 yards for backing




Finished size: 32 1/2" x 32 1/2"



Crib

16 blocks (4 x 4 layout)
16 - 10" squares or 1 - 10" stacker
1 package of Crazy Quilt Paper
1/2 yard for binding
1 1/8 yards for backing




Finished size: 48 1/2" x 56 1/2"

Lap

42 blocks (6 x 7 layout)
42 - 10" squares or 1 - 10" stacker
1 package of Crazy Quilt Paper
5/8 yard for binding
3 1/4 yards for backing

Lori Holt's Crazy Paper

QUILT LAYOUT OPTIONS



Finished size: 64 ½" x 88 ½"



Twin

88 blocks (8 x 11 layout)
88 - 10" squares or 3 - 10" stackers
3 packages of Crazy Quilt Paper
¾ yard for binding
5 ½ yards for backing