




unfinished size:
3 1/2" x 3 1/2"



unfinished size:
6 1/2" x 6 1/2"



unfinished size:
9 1/2" x 9 1/2"



Cutting:


		3" Block	6" Block	9" Block
Background	A	2 - 2 1/2" squares	2 - 3 1/2" squares	2 - 4 1/2" squares
	B	4 - 1 1/2" squares	4 - 2 1/2" squares	4 - 3 1/2" squares
	C	1 - 1 1/2" square	1 - 2" square	1 - 2 1/2" square
Print	D	2 - 2 1/2" squares	2 - 3 1/2" squares	2 - 4 1/2" squares
	E	1 - 1 1/2" square	1 - 2" square	1 - 2 1/2" square
	F	2 - 1" squares	2 - 1 1/2" squares	2 - 2" squares

Use 1/4" seams and press open throughout.

Sizes listed as (3" size) [6" size] {9" size}

Block Assembly:

Cut the Fabric A squares and Fabric D squares on the diagonal twice.



Make eight.



Make eight.

Assemble two Fabric A triangles and two Fabric D triangles.

Trim Hourglass Unit to measure

(1 1/2" x 1 1/2") [2 1/2" x 2 1/2"] {3 1/2" x 3 1/2"}.



Make four.

Draw a diagonal line on the wrong side of the Fabric C square.

With right sides facing, layer the Fabric C square with the Fabric E square.

Stitch 1/4" from each side of the drawn line.

Cut apart on the marked line.

Trim Half Square Triangle Unit to measure

(1" x 1") [1 1/2" x 1 1/2"] {2" x 2"}.



Make two.

Assemble two Fabric F squares and two Half Square Triangle Units.

Bowtie Unit should measure

(1 1/2" x 1 1/2") [2 1/2" x 2 1/2"] {3 1/2" x 3 1/2"}.



Make one.



Assemble two Hourglass Units and the Bowtie Unit.

Pay close attention to unit placement.

Inner Unit should measure

(1 1/2" x 3 1/2") [2 1/2" x 6 1/2"] {3 1/2" x 9 1/2"}.

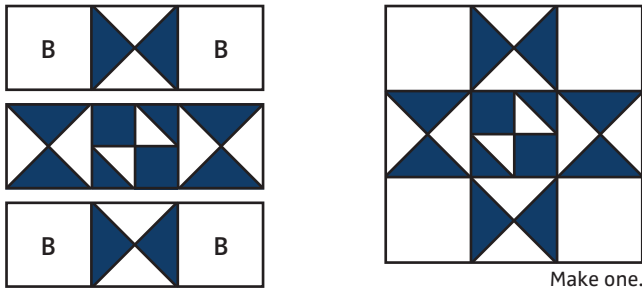


Make one.

Assemble Block.

Earnest Block should measure

(3 1/2" x 3 1/2") [6 1/2" x 6 1/2"] {9 1/2" x 9 1/2"}.



Make one.