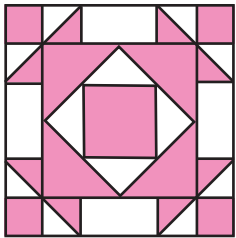


Broken Dishes Quilt Block

Check out
our  YouTube
tutorial!







Unfinished size: 12 1/2" x 12 1/2"

Classic and Vintage Series

#brokendishesquilt

Cutting Instructions:

<p>Block Print</p> 	<p>One Block</p> <ul style="list-style-type: none"> 1 - 6 1/2" square (A) 2 - 5 1/2" squares (B) 1 - 4 1/2" square (C) 4 - 2 1/2" squares (D)
<p>Block Background</p> 	<ul style="list-style-type: none"> 1 - 6 1/2" square (E) 2 - 4 1/2" squares (F) 4 - 2 1/2" x 4 1/2" rectangles (G)
<p>2" Finished Half Square Triangle Paper #H200</p>	<p>1 - two by two section (4 squares)</p> 
<p>Creative Grids Square on Square 8" Trim Tool Creative Grids #CGRJAW8</p>	


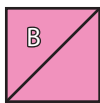
Use 1/4" seams and press as arrows indicate.

Block Assembly:

Cut the Fabric F squares and the Fabric B squares on the diagonal once.



Make 4.



Make 4.



Pattern for Crib, Lap,
Twin & Queen size quilt
available at
www.FatQuarterShop.com.



1-866-826-2069

www.FatQuarterShop.com

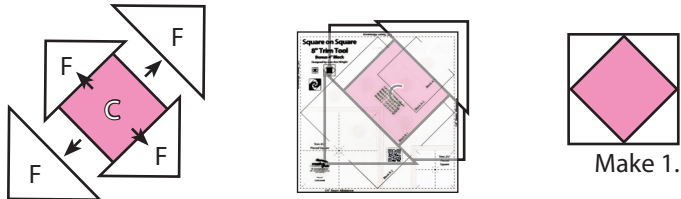
www.YouTube.com/FatQuarterShop

Broken Dishes Quilt Block

Check out
our  YouTube
tutorial!

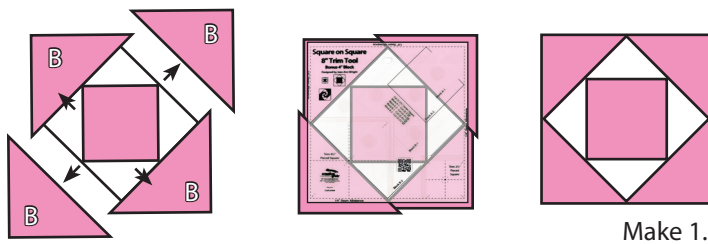
Assemble four Fabric F triangles and the Fabric C square.

Using the B-1 line on the Creative Grids Square on Square ruler, **trim** the Round One Unit to measure approximately $6\frac{1}{8}'' \times 6\frac{1}{8}''$.



Assemble four Fabric B triangles and the Round One Unit.

Using the B-2 line on the Creative Grids Square on Square ruler, **trim** the Round Two Unit to measure $8\frac{1}{2}'' \times 8\frac{1}{2}''$.



With right sides facing, layer the Fabric E square with the Fabric A square.

Place the two by two section of 2" Finished Half Square Triangle paper on top and pin in place.

Set stitch length to 1.5 and sew on the dotted lines.

Cut apart on the solid lines.

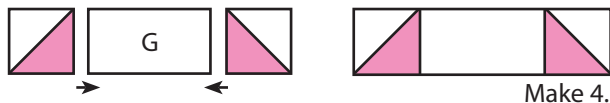
Half Square Triangle Unit should measure $2\frac{1}{2}'' \times 2\frac{1}{2}''$.



Make 8.

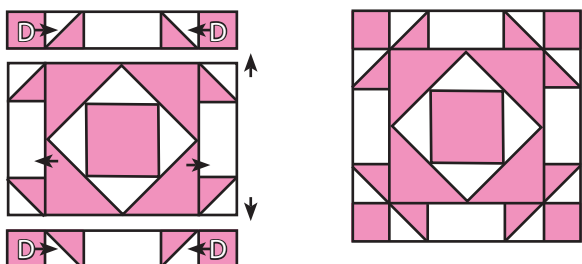
Assemble two Half Square Triangle Units and one Fabric G rectangle.

Rectangle Unit should measure $2\frac{1}{2}'' \times 8\frac{1}{2}''$.



Assemble the Broken Dishes Block.

Broken Dishes Block should measure $12\frac{1}{2}'' \times 12\frac{1}{2}''$.



Copyright 2019 Fat Quarter Shop, LLC. All rights reserved. Duplication of any kind is prohibited.

This pattern may be used for personal purposes only and may not be reproduced without the express written permission from the Fat Quarter Shop. These patterns may not be used for commercial purposes.