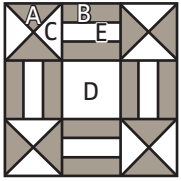




# London Roads

Block Pattern

Fat Quarter Shop Exclusive



Unfinished size: 9 1/2" x 9 1/2"

Pattern for Tablerunner,  
Lap, Twin & Queen size quilt  
available at  
[www.FatQuarterShop.com](http://www.FatQuarterShop.com).



Cutting Instructions	One Block
Block Print	2 - 4 1/2" squares (A) 8 - 1 1/2" x 3 1/2" rectangles (B)
Background	2 - 4 1/2" squares (C) 1 - 3 1/2" square (D) 4 - 1 1/2" x 3 1/2" rectangles (E)

Use 1/4" seams and press as arrows indicate throughout.

## Block Assembly:

Cut the Fabric A and Fabric C squares on the diagonal twice.



Make eight.



Make eight.



Assemble two Fabric A triangles and two Fabric C triangles.

**Trim** Hourglass Unit to measure 3 1/2" x 3 1/2".



Make four.

Assemble two Fabric B rectangles and one Fabric E rectangle.

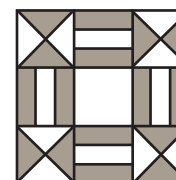
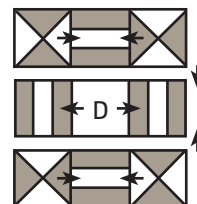
Rail Unit should measure 3 1/2" x 3 1/2".



Make four.

Assemble Block.

London Roads Block should measure 9 1/2" x 9 1/2".



Make one.



#londonroadsquilt

[www.FatQuarterShop.com](http://www.FatQuarterShop.com)

© 2021 Fat Quarter Shop, LLC. All rights reserved. Duplication of any kind is prohibited. This pattern may be used for personal purposes only and may not be reproduced without the express written permission from Fat Quarter Shop. This pattern may not be used for commercial purposes. This pattern may only be hosted, accessed, and downloaded from [www.FatQuarterShop.com](http://www.FatQuarterShop.com).