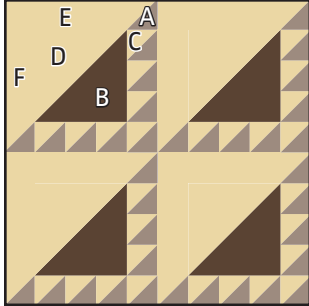




# Lend and Borrow


## Block Pattern


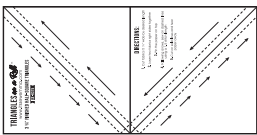
Fat Quarter Shop Exclusive



Unfinished size: 13" x 13".

Pattern for Tablerunner, Lap, Twin  
& Queen size quilt available at  
[www.FatQuarterShop.com](http://www.FatQuarterShop.com).



| Cutting Instructions  | One Block   |
|---|---|
| Small Half Square Triangle Print                            | 1 - 9 1/4" x 11" rectangle (A)  |
| Large Half Square Triangle Print                            | 1 - 5 1/4" x 9 3/4" rectangle (B)   |
| Background  | 1 - 9 1/4" x 11" rectangle (C)<br>1 - 5 1/4" x 9 3/4" rectangle (D)<br>4 - 1 3/4" x 5 1/2" rectangles (E)<br>4 - 1 3/4" x 4 1/4" rectangles (F) |
| 1 1/4" Half Square Triangle Paper Triangles on a Roll #H125 | 1 - four by five section<br>                                 |
| 3 3/4" Half Square Triangle Paper Triangles on a Roll #H375 | 1 - one by two section<br>                                   |

Use 1/4" seams and press as arrows indicate throughout.

### Block Assembly:

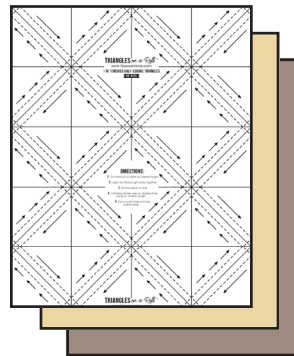
With right sides facing, layer the Fabric C rectangle with the Fabric A rectangle.

Place the four by five section of 1 1/4" Finished Half Square Triangle Paper on top and pin in place.

Set stitch length to 1.5 and sew on the dotted lines.

Cut apart on the solid lines.

Small Half Square Triangle Unit should measure 1 3/4" x 1 3/4".



Make 40.  
You will not use 4.

Assemble one Fabric E rectangle and one Small Half Square Triangle Unit.

Top Unit should measure 1 3/4" x 6 3/4".



Make 4.

Assemble three Small Half Square Triangle Units.

Side Unit should measure 1 3/4" x 4 1/4".



Make 4.



#LendAndBorrowQuilt

[www.FatQuarterShop.com](http://www.FatQuarterShop.com)

© 2021 Fat Quarter Shop, LLC. All rights reserved. Duplication of any kind is prohibited. This pattern may be used for personal purposes only and may not be reproduced without the express written permission from Fat Quarter Shop. This pattern may not be used for commercial purposes. This pattern may only be hosted, accessed, and downloaded from [www.FatQuarterShop.com](http://www.FatQuarterShop.com).



# Lend and Borrow

## Block Pattern

Fat Quarter Shop Exclusive

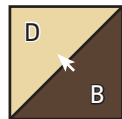
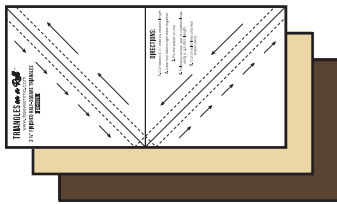
With right sides facing, layer the Fabric D rectangle with the Fabric B rectangle.

Place the one by two section of 3 3/4" Finished Half Square Triangle Paper on top and pin in place.

Set stitch length to 1.5 and sew on the dotted lines.

Cut apart on the solid lines.

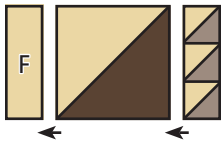
Large Half Square Triangle Unit should measure 4 1/4" x 4 1/4".



Make 4.

Assemble one Fabric F rectangle, one Large Half Square Triangle Unit and one Side Unit.

Center Unit should measure 4 1/4" x 6 3/4".



Make 4.

Assemble five Small Half Square Triangle Units.

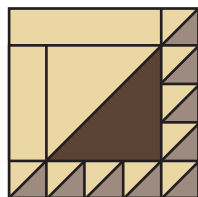
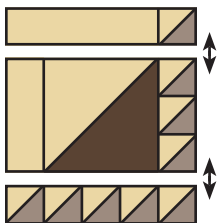
Bottom Unit should measure 1 3/4" x 6 3/4".



Make 4.

Assemble one Top Unit, one Center Unit and one Bottom Unit.

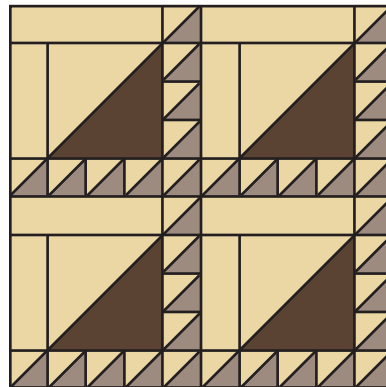
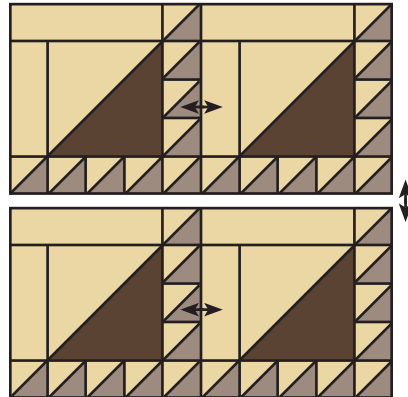
Lend and Borrow Unit should measure 6 3/4" x 6 3/4".



Make 4.

Assemble Block.

Lend and Borrow Block should measure 13" x 13".



Make 1.