
































Quilt Top Requirements:

The Heartfelt Quilt features Beautiful Day
by Corey Yoder for Moda Fabrics.

Yardage	Description		SKU					
5 ½ yards	Background, Sashing & Borders		29132-14					
Three Fat Eighths:	Block Prints							
								
29132-29	29134-12	29134-21						
Seventeen Fat Quarters:	Block Prints							
								
29131-14	29131-19	29131-21	29132-24	29132-26	29132-31	29133-14	29133-19	29133-21
								
29134-24	29134-31	29135-11	29136-22	29136-26	29137-29	29138-19	29138-22	
Five Half Yards:	Block Prints							
								
29131-12	29133-13	29134-11	29136-31	29138-26				
⅞ yard	Binding		29135-14					

Pieced Backing Requirements: (If you prefer a traditional backing you will need
7 ¼ yards of one fabric!)

Yardage	Description	SKU	
1 ⅓ yards	Star Point Print	29134-11	
¾ yard	Heart Print	29131-19	
1 ¼ yards	Accent Print	29138-12	
7 yards	Backing	29132-22	

Donate to Make a Wish!

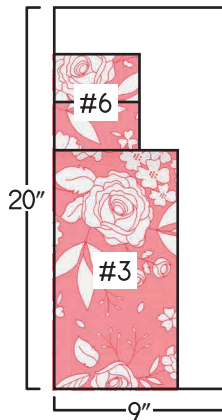
#HeartfeltQAL

<http://site.wish.org/goto/heartfelt>

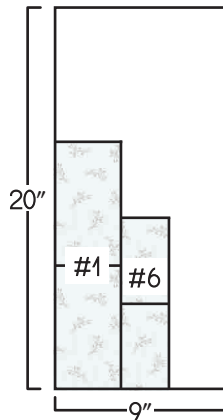


Fat Eighth Cutting Diagrams:

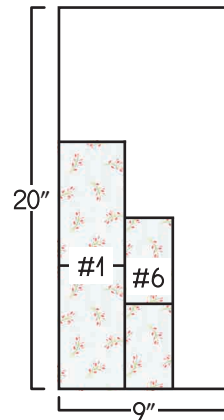
29132-29
Used in Releases 3 & 6



29134-12
Used in Releases 1 & 6



29134-21
Used in Releases 1 & 6

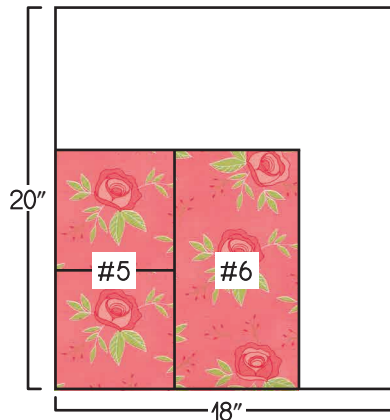


Fat Quarter Cutting Diagrams:

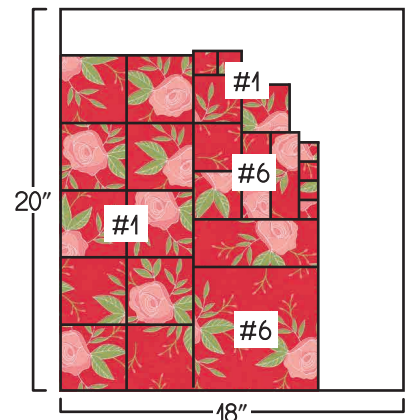
29131-14
Used in Release 1



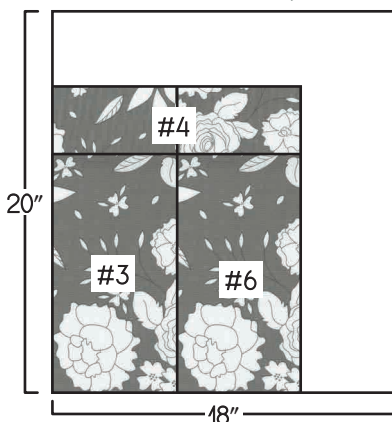
29131-19
Used in Releases 5 & 6



29131-21
Used in Releases 1 & 6



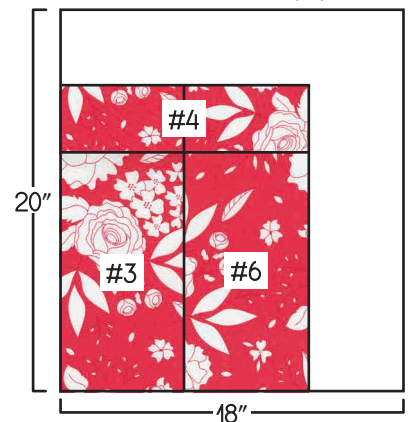
29132-24
Used in Releases 3, 4 & 6



29132-26
Used in Releases 1 & 3

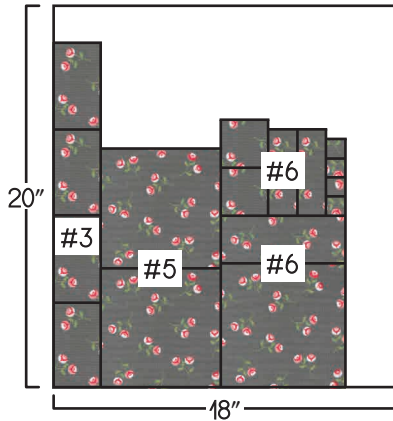


29132-31
Used in Releases 3, 4, & 6

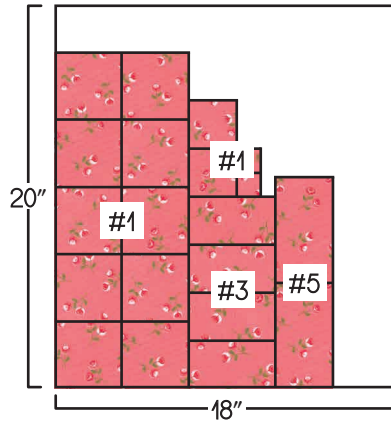


Fat Quarter Cutting Diagrams Cont:

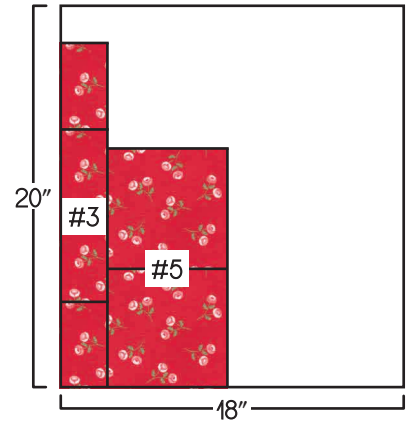
29133-14
Used in Releases 3, 5 & 6



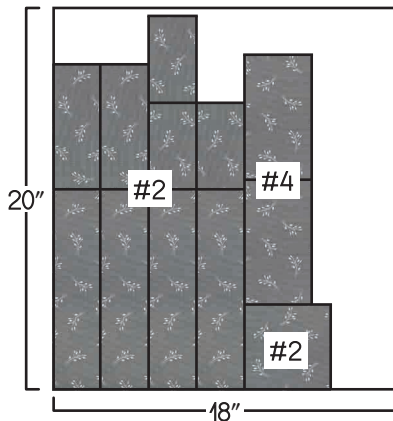
29133-19
Used in Releases 1, 3 & 5



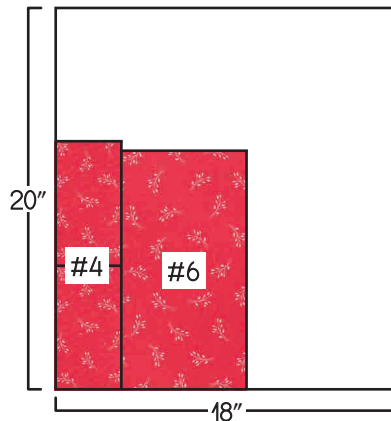
29133-21
Used in Releases 3 & 5



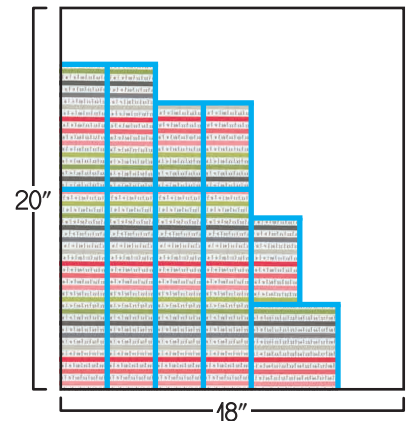
29134-24
Used in Releases 2 & 4



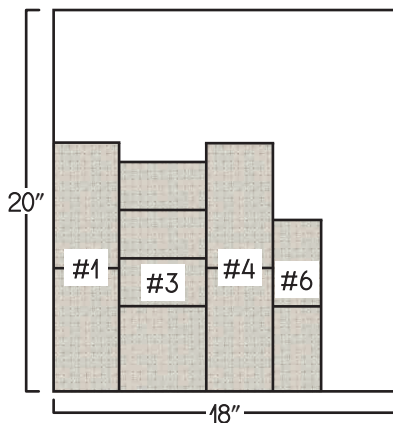
29134-31
Used in Releases 4 & 6



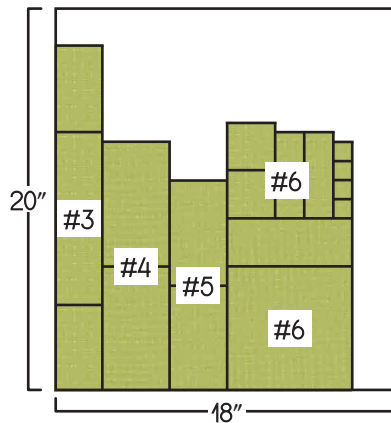
29135-11
Used in Release 2



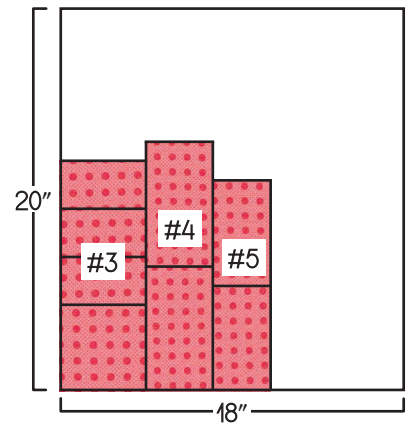
29136-22
Used in Releases 1, 3, 4, & 6



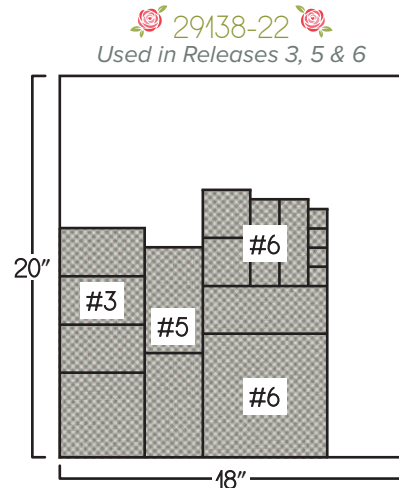
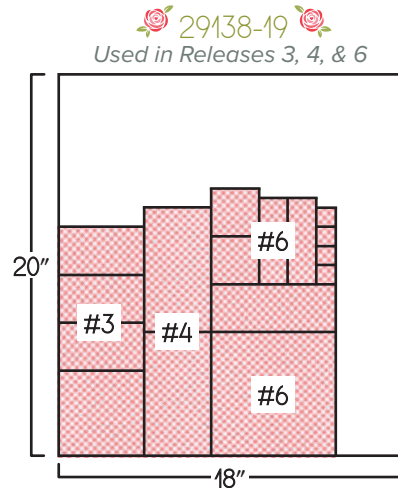
29136-26
Used in Releases 3, 4, 5 & 6



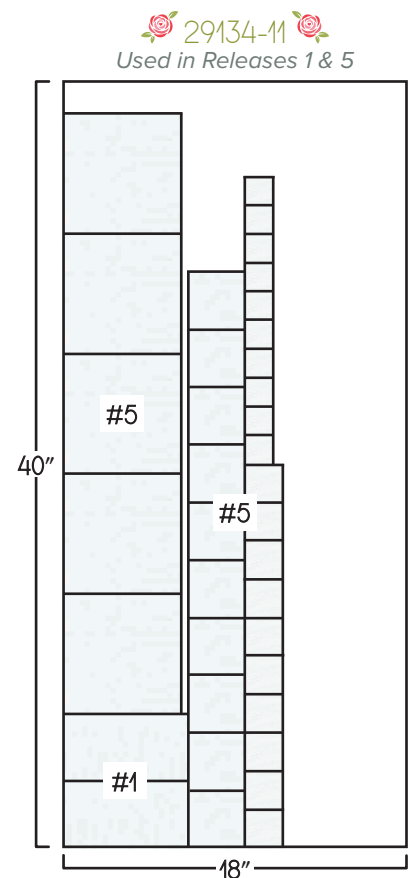
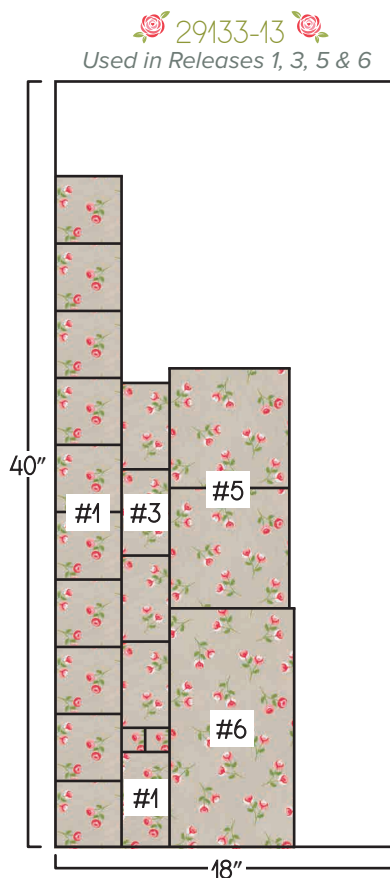
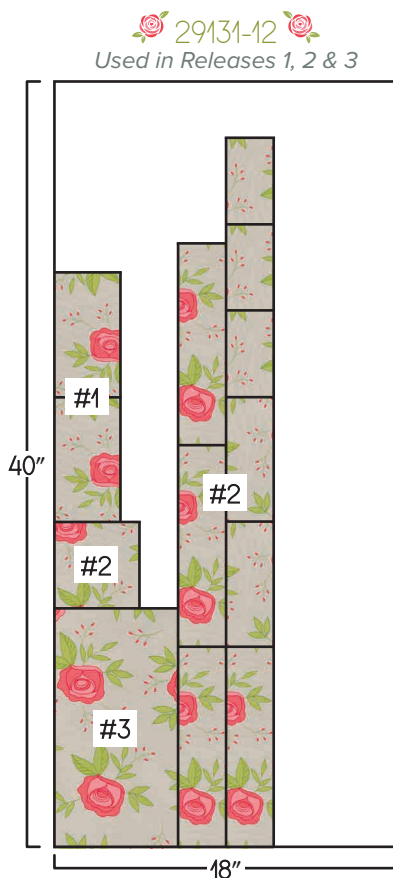
29137-29
Used in Releases 3, 4, & 5



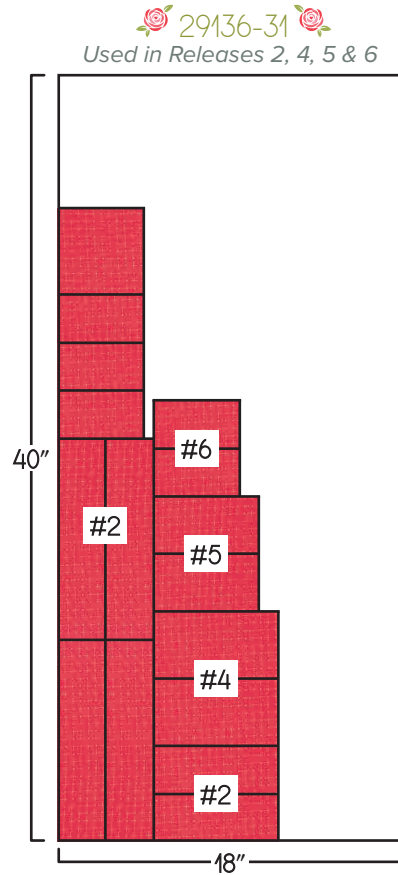
Fat Quarter Cutting Diagrams Cont:



Half Yard Cutting Diagrams:



Half Yard Cutting Diagrams Cont:



Releases:

Beloved Block
Release One




Buttercup Block
Release Two



Darling Block
Release Three



Sweethearts Block
Release Four



Lovebug Block
Release Five



Precious Block
Release Six




Releases Cont:

Finishing Release Seven



Pieced Backing Release Eight



Coloring Page:

1	2	3	4	5	6	7	8	9	10	11	12	13	14	15
16	17	18	19	20	21	22	23	24	25					

