



Make one.



Make one.



Make one.




Make one.



Make one.

Diagram:



Fabrics:



Fabrics A & B
29132-14



Fabrics C to E
29133-13



Fabrics C to E
29131-14




Fabrics C to E
29133-19



Fabrics C to E
29132-26



Fabrics C to E
29131-21



Fabric F
29134-11



Fabric F
29134-12



Fabric F
29131-12



Fabric F
29136-22



Fabric F
29134-21

Cutting:

Background	20 - 3 1/2" x 6 1/2" rectangles	A
	20 - 3 1/2" squares	B
Star Prints	<i>From each print cut:</i>	
	10 - 3 1/2" squares (50 total)	C
	2 - 2 1/2" squares (10 total)	D
	2 - 1 1/4" squares (10 total)	E
Heart Prints	<i>From each print cut:</i>	
	2 - 3 1/2" x 6 1/2" rectangles (10 total)	F

Donate to Make a Wish!

#HeartfeltQAL

<http://site.wish.org/goto/heartfelt>



Use ¼" seams and press as arrows indicate throughout.
Each Beloved Block uses two coordinating prints (set).

Block Assembly:

Draw a diagonal line on the wrong side of the Fabric C squares.


With right sides facing, layer a Fabric C square on one end of a Fabric A rectangle.

Stitch on the drawn line and trim ¼" away from the seam.



Repeat on the opposite end with a matching Fabric C square.

Flying Geese Unit should measure 3 ½" x 6 ½".



Make four from each set.
Make twenty total.

Draw a diagonal line on the wrong side of the Fabric D squares and Fabric E squares.

With right sides facing, layer a Fabric D square on the top left corner of a coordinating Fabric F rectangle.

Stitch on the drawn line and trim ¼" away from the seam.



Repeat on the top right corner with a matching Fabric E square.

Partial Left Heart Unit should measure 3 ½" x 6 ½".



Make one from each set.
Make five total.

With right sides facing, layer a Fabric C square on the bottom end of a matching Partial Left Heart Unit.

Stitch on the drawn line and trim ¼" away from the seam.

Left Heart Unit should measure 3 ½" x 6 ½".



Make one from each set.
Make five total.

With right sides facing, layer a Fabric E square on the top left corner of a coordinating Fabric F rectangle.

Stitch on the drawn line and trim ¼" away from the seam.



Repeat on the top right corner with a matching Fabric D square.

Partial Right Heart Unit should measure 3 ½" x 6 ½".



Make one from each set.
Make five total.

With right sides facing, layer a Fabric C square on the bottom end of a matching Partial Right Heart Unit.

Stitch on the drawn line and trim ¼" away from the seam.

Right Heart Unit should measure 3 ½" x 6 ½".





Make one from each set.
Make five total.



Assemble one Left Heart Unit and one matching Right Heart Unit.

Heart Unit should measure 6 ½" x 6 ½".


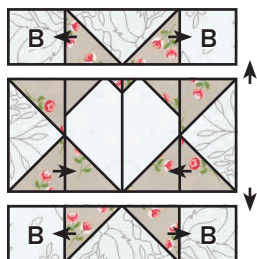


Make one from each set.
Make five total.



Assemble Block using matching fabric.

Beloved Block should measure 12 ½" x 12 ½".



Make five.