

Make one.




Make one.



Make one.

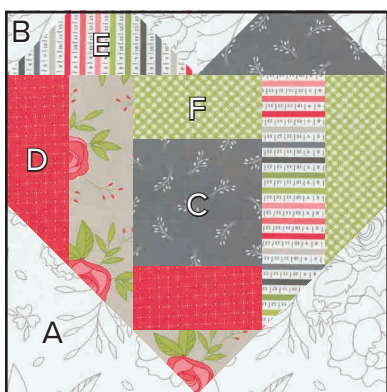


Make one.




Make one.

### Diagram:



### Fabrics:



Fabrics A & B  
29132-14



Fabrics C to F  
29135-11



Fabrics C to F  
29136-31



Fabrics C to F  
29131-12



Fabrics C to F  
29138-26



Fabrics C to F  
29134-24

### Cutting:

Background	10 - 6 1/2" squares	A
	20 - 2 1/2" squares	B
Heart Prints	From each print cut:	
	1 - 4 1/2" square (5 total)	C
	4 - 2 1/2" x 10 1/2" rectangles (20 total)	D
	2 - 2 1/2" x 6 1/2" rectangles (10 total)	E
	3 - 2 1/2" x 4 1/2" rectangles (15 total)	F



Use 1/4" seams and press as arrows indicate throughout.  
Fabric placement is intended to be scrappy.

### Block Assembly:

Draw a diagonal line on the wrong side of the Fabric B squares.

With right sides facing, layer a Fabric B square on one end of a Fabric E rectangle.

Stitch on the drawn line and trim 1/4" away from the seam.



Repeat on the opposite end.

Partial Top Heart Unit should measure 2 1/2" x 6 1/2".



Make two from each print.  
Make ten total.

Donate to Make a Wish!

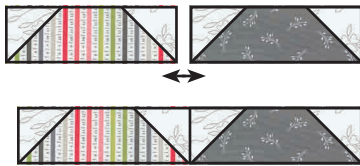
#HeartfeltQAL

<http://site.wish.org/goto/heartfelt>



Assemble two different Partial Top Heart Units.

Top Heart Unit should measure 2 1/2" x 12 1/2".



Make five total.



Assemble two different Fabric D rectangles.

Side Unit should measure 4 1/2" x 10 1/2".

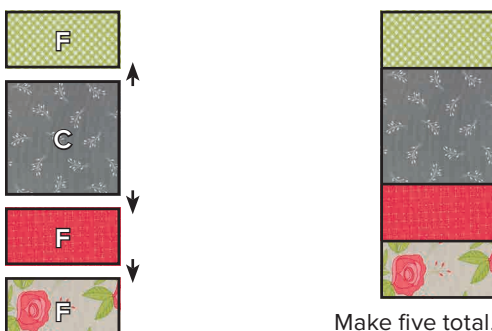


Make ten total.



Assemble three different Fabric F rectangles and one Fabric C square.

Middle Unit should measure 4 1/2" x 10 1/2".



Make five total.



Assemble two Side Units and one Middle Unit.

Partial Bottom Heart Unit should measure 10 1/2" x 12 1/2".




Make five total.

Draw a diagonal line on the wrong side of the Fabric A squares.

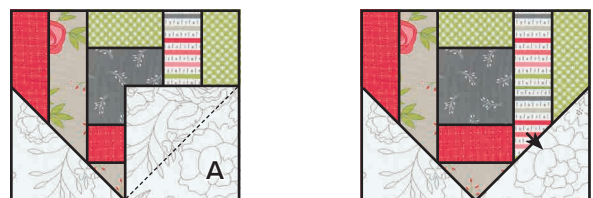
With right sides facing, layer a Fabric A square on the bottom left corner of a Partial Bottom Heart Unit.

Stitch on the drawn line and trim 1/4" away from the seam.



Repeat on the bottom right corner.

Bottom Heart Unit should measure 10 1/2" x 12 1/2".

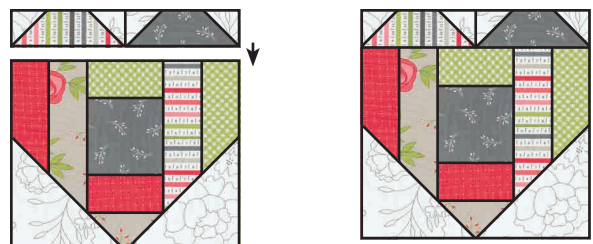


Make five total.



Assemble Block.

Buttercup Block should measure 12 1/2" x 12 1/2".



Make five.