

HEARTFELT

Quilt Along

Release Four ♥ Sweethearts Block
Unfinished Block Size 6 1/2" x 12 1/2"



Make one.



Make one.



Make one.




Make one.



Make one.

Diagram:




Cutting:

Background	20 - 3 1/2" squares	A
	40 - 1 1/2" squares	B
Heart Prints	<i>From each print cut:</i>	
	2 - 3 1/2" x 6 1/2" rectangles (20 total)	C

Fabrics:



Fabrics A & B
29132-14



Fabric C
29137-29



Fabric C
29132-24



Fabric C
29132-31



Fabric C
29136-22



Fabric C
29136-26



Fabric C
29134-31



Fabric C
29136-31



Fabric C
29138-19



Fabric C
29134-24



Fabric C
29138-26

Donate to Make a Wish!

#HeartfeltQAL

<http://site.wish.org/goto/heartfelt>



Use 1/4" seams and press as arrows indicate throughout.
Each Sweethearts Block uses two coordinating prints.

Block Assembly:

Draw a diagonal line on the wrong side of the Fabric A squares and Fabric B squares.

With right sides facing, layer a Fabric B square on the top left corner of a Fabric C rectangle.

Stitch on the drawn line and trim 1/4" away from the seam.



Repeat on the top right corner with a Fabric B square and the bottom end with a Fabric A square.

Left Heart Unit should measure 3 1/2" x 6 1/2".



Make one from each print.
Make ten total.



With right sides facing, layer a Fabric B square on the top left corner of a Fabric C rectangle.

Stitch on the drawn line and trim 1/4" away from the seam.



Repeat on the top right corner with a Fabric B square and the bottom end with a Fabric A square.

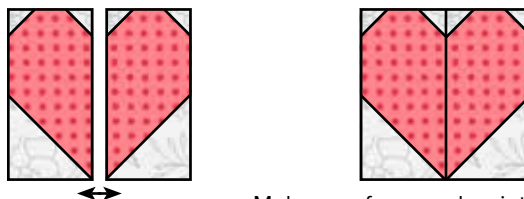
Right Heart Unit should measure 3 1/2" x 6 1/2".



Make one from each print.
Make ten total.

Assemble one Left Heart Unit and one matching Right Heart Unit.

Sweethearts Unit should measure 6 1/2" x 6 1/2".



Make one from each print.
Make ten total.



Assemble Block using coordinating fabric.

Sweethearts Block should measure 6 1/2" x 12 1/2".



Make five.