




Cutting:

Sashing & Borders	9 - 4 ½" x width of fabric strips	A
	9 - 2 ½" x width of fabric strips	B
	25 - 2 ½" x 12 ½" rectangles	C
Binding	9 - 2 ½" x width of fabric strips	D

Fabrics:



Fabrics A to C
29132-14



Fabric D
29135-14

Donate to Make a Wish!

#HeartfeltQAL

<http://site.wish.org/goto/heartfelt>



Use 1/4" seams and press as arrows indicate throughout.

Quilt Center:


Piece the Fabric B strips end to end.

Subcut into:

4 - 2 1/2" x 76 1/2" strips (Sashing)

Assemble Quilt Center. Press toward the Sashing.

Quilt Center should measure 68 1/2" x 76 1/2".



Borders:

Piece the Fabric A strips end to end.


Subcut into:

2 - 4 1/2" x 76 1/2" strips (Side Borders - A1)

2 - 4 1/2" x 76 1/2" strips (Top and Bottom Borders - A2)

Attach the Side Borders.

Attach the Top and Bottom Borders.



Finishing:

Piece the Fabric D strips end to end for binding.

Quilt and bind as desired.