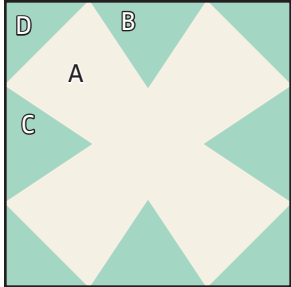




Mayflower

Block Pattern

Fat Quarter Shop Exclusive

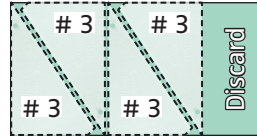


Unfinished size: 7 1/4" x 7 1/4".



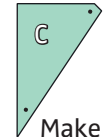
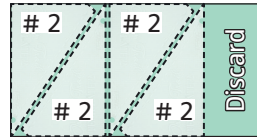
Pattern for Toddler, Lap, Twin & King size quilts available at www.FatQuarterShop.com.

Cut the Fabric B rectangle into four Oregon Trail Template 3 Top Outer Corner Units.



Make 4.

Cut the Fabric C rectangle into four Oregon Trail Template 2 Bottom Outer Corner Units.

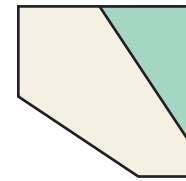
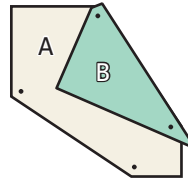


Make 4.

Cutting Instructions	One Block
Block Background	A) 4 - 4 1/2" squares
Block Print	B) 1 - 4" x 7" rectangle C) 1 - 4" x 7" rectangle D) 4 - 2 1/2" squares
Oregon Trail Template Set by Carrie Nelson & Joanna Figueroa for It's Sew Emma #ISE-783	

With right sides facing, layer a Top Outer Corner Unit with an Inner Corner Unit matching dots.

Stitch using a 1/4" seam. Backstitch.

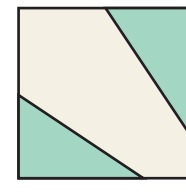
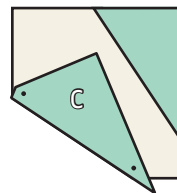


Make 4 Top Partial Corner Units.

With right sides facing, layer a Bottom Outer Corner Unit with a Top Partial Corner Unit matching dots.

Stitch using a 1/4" seam. Backstitch.

Partial Corner Unit should measure 4 1/2" x 4 1/2".

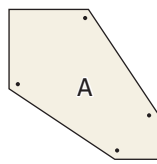
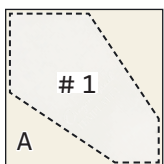


Make 4.

Use 1/4" seams and **press open** throughout.

Block Assembly:

Cut an Inner Corner Unit from a Fabric A square using the Oregon Trail Template 1.



Make 4.



#MayflowerQuilt

www.FatQuarterShop.com

© 2022 Fat Quarter Shop, LLC. All rights reserved. Duplication of any kind is prohibited. This pattern may be used for personal purposes only and may not be reproduced without the express written permission from Fat Quarter Shop. This pattern may not be used for commercial purposes. This pattern may only be hosted, accessed, and downloaded from www.FatQuarterShop.com.



Mayflower

Block Pattern

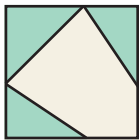
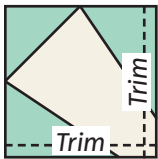

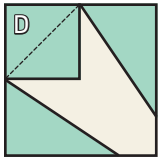
Fat Quarter Shop Exclusive

Draw a diagonal line on the wrong side of the Fabric D squares.

With right sides facing, layer a Fabric D square on the top left corner of a Partial Corner Unit.

Stitch on the drawn line and trim $\frac{1}{4}$ " away from the seam.

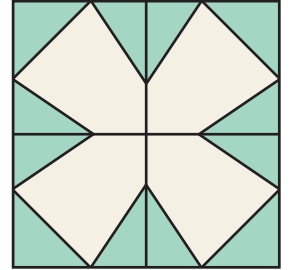

Trim Corner Unit to measure $3 \frac{7}{8}$ " x $3 \frac{7}{8}$ ".



Make 4.

Assemble Block. Press open.

Mayflower Block should measure $7 \frac{1}{4}$ " x $7 \frac{1}{4}$ ".



Make 1.

