

1 - Hour Jolly Bar Tablerunner Pattern



Finished Size: 16 1/2" x 64 1/2"

Kimberly made her sample using the Belle Isle collection by Minick & Simpson for Moda Fabrics.

Fabric Requirements & Cutting

Block Prints: 1 Jolly Bar (32 - 5" x 10" rectangles)

From 24 Jolly Bar rectangles:

1 - 4 1/2" x 8 1/2" rectangle (24 total)

A

From 8 Jolly Bar rectangles:

2 - 4 1/2" squares (16 total)

B

Binding: 1/2 yard

5 - 2 1/2" x width of fabric strips

C


Backing: 2 1/8 yards

Use 1/4" seams and press as arrows indicate throughout.
Fabric placement is intended to be scrappy.

Block Assembly:

Assemble two Fabric B squares and one Fabric A rectangle.

Jolly Unit should measure 4 1/2" x 16 1/2".



Make eight.

Assemble two Fabric A rectangles.

Bar Unit should measure 4 1/2" x 16 1/2".

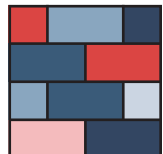
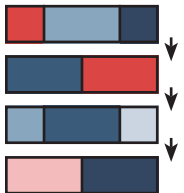


Make eight.

Assemble Block.

Pay close attention to unit placement.

Jolly Bar Block should measure 16 1/2" x 16 1/2".

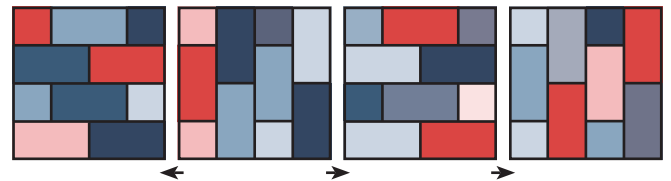


Make four.

Tablerunner Center:

Assemble Tablerunner Center. Rotate every other block.

Tablerunner Center should measure 16 1/2" x 64 1/2".



Finishing:

Piece the Fabric C strips end to end for binding.

Quilt and bind as desired.

