

MYSTERY Boo Crew QUILT ALONG




FAT QUARTER SHOP EXCLUSIVE

Week Four - Finishing:



Finished Size: 33 1/2" x 35 1/2"

Cutting:


Background 9900-303 	A	2 - 2 1/2" x 31 1/2" strips
	B	2 - 2 1/2" x 33 1/2" strips
Binding 22422-14 	C	5 - 2 1/2" x width of fabric strips
Backing 22421-14 		

Use 1/4" seams and press as arrows indicate throughout.

Quilt Center:

Assemble Quilt Center.

Quilt Center should measure 29 1/2" x 31 1/2".



Watch our tutorials on YouTube
youtube.com/fatquartershop



#BOOCREWQAL

WWW.FATQUARTERSHOP.COM




MYSTERY Boo Crew QUILT ALONG

FAT QUARTER SHOP EXCLUSIVE

Borders:

Attach side borders using the Fabric A strips.
Attach top and bottom borders using the Fabric B strips.

Notes: 



Finishing:

Piece the Fabric C strips end to end for binding.
Quilt and bind as desired