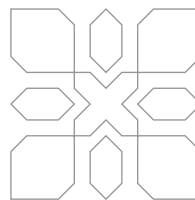




### Cutting:

Background	7 - 2 ½" x width of fabric strips	A
Binding	8 - 2 ½" x width of fabric strips	B

### Fabrics:



Fabric A  
 29166-31



Fabric B  
 29167-41

Donate to *Make a Wish!*

#BountifulQAL

<http://site.wish.org/goto/bountiful>




Use ¼" seams and press as arrows indicate throughout.

## Quilt Center:

Assemble Quilt Center.

Quilt Center should measure 60 ½" x 60 ½".



## Borders:

Piece the Fabric A strips end to end.


Subcut into:

2 - 2 ½" x 60 ½" strips (Side Borders - A1)

2 - 2 ½" x 64 ½" strips (Top and Bottom Borders - A2)

Attach the Side Borders.

Attach the Top and Bottom Borders.



## Finishing:

Piece the Fabric B strips end to end for binding.

Quilt and bind as desired.

Copyright 2023 Fat Quarter Shop, LLC. All rights reserved. Duplication of any kind is prohibited.

This pattern may be used for personal purposes only and may not be reproduced without the express written permission from the Fat Quarter Shop.

These patterns may not be used for commercial purposes.