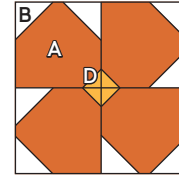
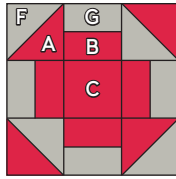


Jolly Bar 4 Quilt Along

Week Six - Illumination & Zinnia Blocks



Illumination Quilt - Page 40



Unfinished size: 9 1/2" x 9 1/2"



Make one First Illumination Block



Zinnia Quilt - Page 82



Unfinished size: 9 1/2" x 9 1/2"



Make one Zinnia Block

Cutting Instructions:

Two Matching Jolly Bar rectangles (2 - 5" x 10" rectangles)

From 1 rectangle cut:

2 (A)

1 (B)

From 1 rectangle cut:

3 (B)

1 (C)

Accent

2 (F)

4 (G)

Cutting Instructions:

Two Matching Jolly Bar rectangles (2 - 5" x 10" rectangles)

From 1 rectangle cut:

2 (A)

From 1 rectangle cut:

2 (A)


Background

8 (B)

Accent

4 (D)

Complete block cutting and instructions can be found in the The Jolly Bar Book Vol. 4.



Copyright 2023 Fat Quarter Shop, LLC. All rights reserved. Duplication of any kind is prohibited.