

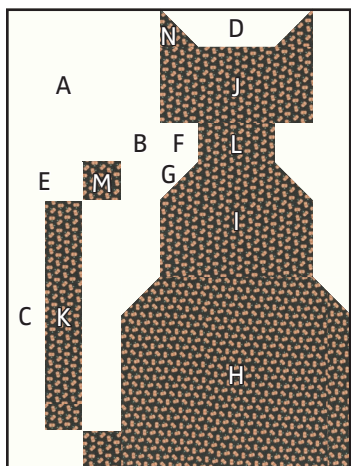
MYSTERY

HAUNTED HALLOWEEN

FAT QUARTER SHOP EXCLUSIVE

QUILT ALONG

Week Two - Kitty Cat Block:



Unfinished size: 9 1/2" x 12 1/2"

Make 1.

Watch our tutorials on YouTube
youtube.com/fatquartershop

Cutting:

Background 9900-200	A	1 - 3 1/2" x 4 1/2" rectangle
	B	2 - 1 1/2" x 7 1/2" rectangles
	C	2 - 1 1/2" x 6 1/2" rectangles
	D	1 - 1 1/2" x 4 1/2" rectangle
	E	2 - 1 1/2" x 2 1/2" rectangles
	F	2 - 1 1/2" squares
	G	4 - 1 1/2" squares

Cat Print 31195-17	H	1 - 5 1/2" x 6 1/2" rectangle
	I	1 - 3 1/2" x 4 1/2" rectangle
	J	1 - 2 1/2" x 4 1/2" rectangle
	K	1 - 1 1/2" x 6 1/2" rectangle
	L	1 - 1 1/2" x 2 1/2" rectangle
	M	2 - 1 1/2" squares
	N	2 - 1 1/2" squares



Use 1/4" seams and press as arrows indicate throughout.

Kitty Cat Block Assembly:

Draw a diagonal line on the wrong side of the Fabric N squares.

With right sides facing, layer a Fabric N square on one end of the Fabric D rectangle.

Stitch on the drawn line and trim 1/4" away from the seam.



Repeat on the opposite end.

Ears Unit should measure 1 1/2" x 4 1/2".



Make 1.

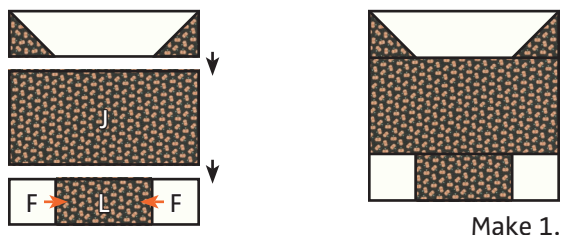
#HAUNTEDHALLOWEENQAL

WWW.FATQUARTERSHOP.COM



Assemble Unit.

Head Unit should measure 4 1/2" x 4 1/2".



Draw a diagonal line on the wrong side of the Fabric G squares.

With right sides facing, layer a Fabric G square on the top left corner of the Fabric I rectangle.

Stitch on the drawn line and trim 1/4" away from the seam.



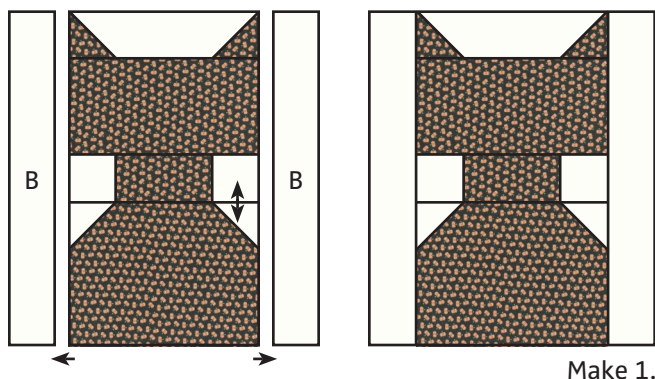
Repeat on the top right corner.

Top Body Unit should measure 3 1/2" x 4 1/2".




Assemble Unit.

Partial Kitty Cat Unit should measure 6 1/2" x 7 1/2".



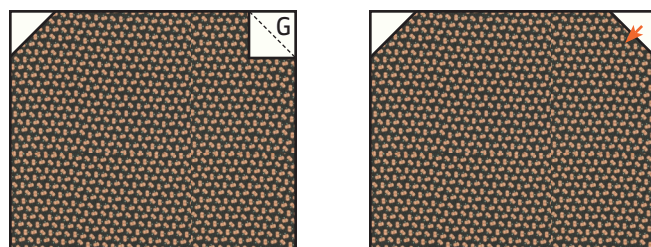
With right sides facing, layer a Fabric G square on the top left corner of the Fabric H rectangle.

Stitch on the drawn line and trim 1/4" away from the seam.



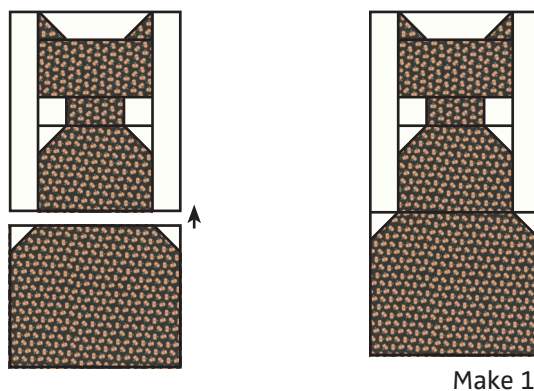
Repeat on the top right corner.

Bottom Body Unit should measure 5 1/2" x 6 1/2".



Assemble Unit.

Kitty Cat Unit should measure 6 1/2" x 12 1/2".




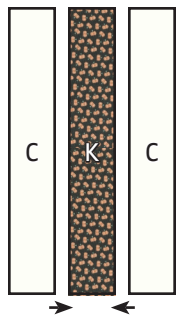
Assemble one Fabric E rectangle and one Fabric M square.

Outer Tail Unit should measure 1 1/2" x 3 1/2".



Assemble two Fabric C rectangles and the Fabric K rectangle.


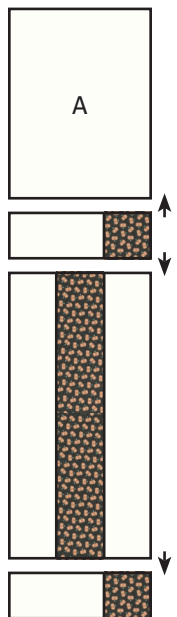
Inner Tail Unit should measure $3\frac{1}{2}'' \times 6\frac{1}{2}''$.



Make 1.

Assemble Unit.

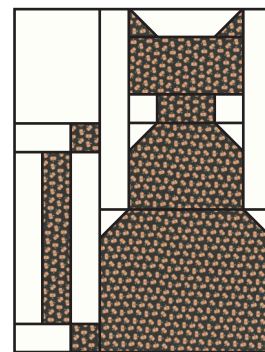
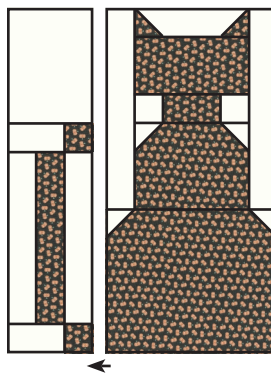
Tail Unit should measure $3\frac{1}{2}'' \times 12\frac{1}{2}''$.



Make 1.

Assemble Block.

Kitty Cat Block should measure $9\frac{1}{2}'' \times 12\frac{1}{2}''$.



Make 1.