

MYSTERY

FAT QUARTER SHOP
EXCLUSIVE

Evergreen



QUILT ALONG

WEEK FIVE — Finishing:



Finished size: 31 1/2" x 37 1/2"

Cutting:


Background  37655-31	A	2 - 2 1/2" x 33 1/2" strips
	B	2 - 2 1/2" x 31 1/2" strips
Binding  37656-23	C	5 - 2 1/2" x width of fabric strips
Backing Use the rest of your layer cake.	D	30 - 9 1/2" squares

Use 1/4" seams and press as arrows indicate throughout.

Quilt Center:

Assemble Quilt Center.

Quilt Center should measure 27 1/2" x 33 1/2".



Watch our tutorials on **YouTube**
youtube.com/fatquartershop

#EVERGREENMYSTERYQAL

WWW.FATQUARTERSHOP.COM




Evergreen

QUILT ALONG

Borders:

Attach side borders using the Fabric A strips.
Attach top and bottom borders using the Fabric B strips.

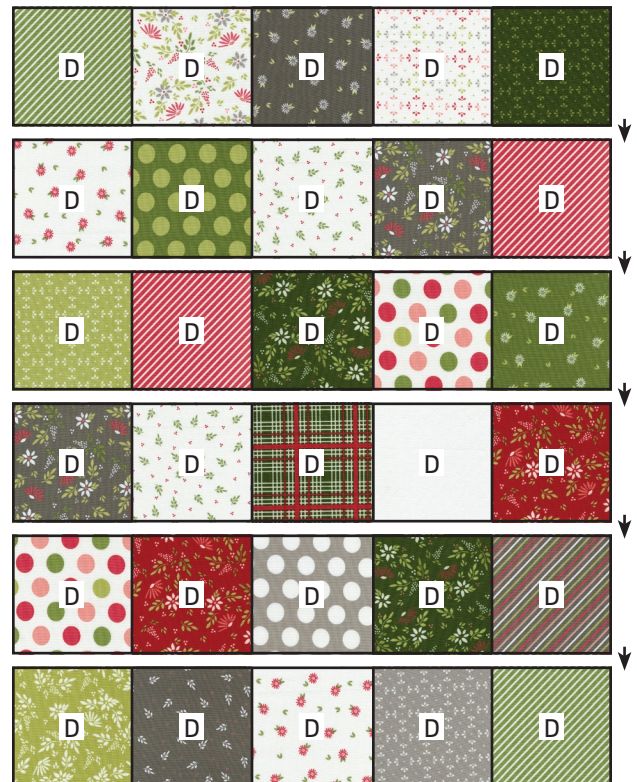


Pieced Backing:

Assemble thirty Fabric D squares. Press rows in opposite directions.

Pieced Backing should measure 45 1/2" x 54 1/2".

Trim to measure 41 1/2" x 47 1/2".



Finishing:

Piece the Fabric C strips end to end for binding.
Quilt and bind as desired.