

Clementine

Quilt Along

Month Three - Peaches & Plenty



Fabrics A & B
24057-15
5 1/2 yards for
entire quilt



Fabrics C & D
24053-11
Fat Quarter




Fabrics C & D
24055-31
Fat Quarter



Fabrics C & D
24052-30
Fat Quarter



Fabrics C & D
24054-13
Fat Quarter



Make one 12 1/2" x 12 1/2" unfinished block.
Make one 20 1/2" x 20 1/2" unfinished block.

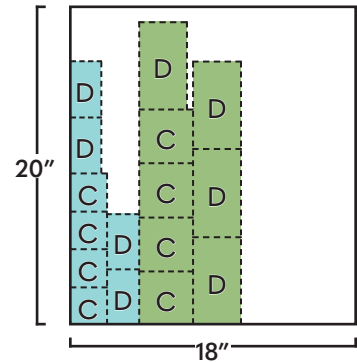
Cutting:

12 1/2" Block - Small Block

A	1 - 2 3/8" x WOF strip, subcut into: 16 - 2 3/8" squares	2 - 3 3/8" x WOF strips, subcut into: 16 - 3 3/8" squares
B	2 - 2" x WOF strips, subcut into: 32 - 2" squares	3 - 3" x WOF strips, subcut into: 32 - 3" squares
C	4 - 2 3/8" squares*	4 - 3 3/8" squares*
D	4 - 2" x 3 1/2" rectangles*	4 - 3" x 5 1/2" rectangles*

*from each print

20 1/2" Block - Large Block





Block Assembly:

Use 1/4" seams and press open throughout.

Measurements listed as: **Small Blocks (Large Blocks)**

Draw a diagonal line on the wrong side of the Fabric B squares.

With right sides facing, layer a Fabric B square on the top end of a Fabric D rectangle.

Stitch on the drawn line and trim 1/4" away from the seam.



Repeat on the bottom end.

Flying Geese Unit should measure 2" x 3 1/2" (3" x 5 1/2").



Make four Small Flying Geese Units and four Large Flying Geese Units from each print.

Draw a diagonal line on the wrong side of the Fabric A squares.

With right sides facing, layer a Fabric A square with a Fabric C square.

Stitch 1/4" from each side of the drawn line.

Cut apart on the marked line.

Half Square Triangle Unit should measure 2" x 2" (3" x 3").



Make eight Small Half Square Triangle Units and eight Large Half Square Triangle Units from each print.

Assemble one Flying Geese Unit and two matching Half Square Triangle Units.

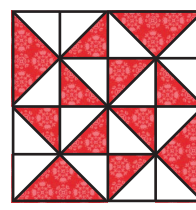
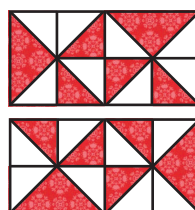
Peach Unit should measure 3 1/2" x 3 1/2" (5 1/2" x 5 1/2").



Make four Small Peach Units and four Large Peach Units from each print.

Assemble the Peaches & Plenty Unit using matching fabrics.



Peaches & Plenty Unit should measure 6 1/2" x 6 1/2" (10 1/2" x 10 1/2").



Make one Small Peaches & Plenty Unit and one Large Peaches & Plenty Unit from each print.

Assemble the Peaches & Plenty Block.

Peaches & Plenty Block should measure 12 1/2" x 12 1/2" (20 1/2" x 20 1/2").



Make one Small Peaches & Plenty Block and one Large Peaches & Plenty Block.