

Crossroads Quilt Along



Intersection Block: unfinished 8"

Download #6

You can help by donating to March of Dimes®: www.FatQuarterShop.com/Crossroads

Use ¼" seams and press as arrows indicate throughout.

Draw a diagonal line on the wrong side of the Fabric B squares.

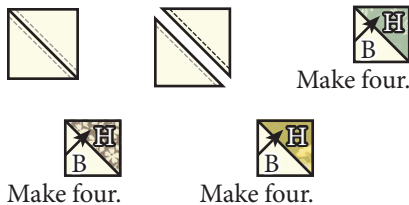
With right sides facing, layer a Fabric B square with a Fabric H square.

Stitch ¼" from each side of the drawn line.

Cut apart on the marked line.

Half Square Triangle Unit should measure 1 ½" x 1 ½".

Make twelve total.



Assemble one Fabric C square and one Half Square Triangle Unit.

Small Point Unit should measure 1 ½" x 2 ½".

Make twelve total.



Draw a diagonal line on the wrong side of the Fabric D squares.

With right sides facing, layer a Fabric D square on the top end of a Fabric I rectangle.

Stitch on the drawn line and trim ¼" away from the seam.

Point Unit should measure 1 ½" x 2 ½".

Make twelve total.



With right sides facing, layer a Fabric D square on the top end of a Fabric G rectangle.

Stitch on the drawn line and trim ¼" away from the seam.

Reverse Point Unit should measure 1 ½" x 2 ½".

Make twelve total.



With right sides facing, layer a Fabric D square on the left end of a Fabric F rectangle.

Stitch on the drawn line and trim ¼" away from the seam.

Bottom Point Unit should measure 1 ½" x 3 ½".


Make twelve total.




Assemble one Small Point Unit, one matching Point Unit, one coordinating Reverse Point Unit and one coordinating Bottom Point Unit.

Corner Unit should measure 3 ½" x 3 ½".

Make twelve total.



Crossroads Quilt Along



Intersection Block: unfinished 8"


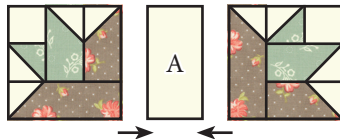
Download #6

You can help by donating to March of Dimes®: www.FatQuarterShop.com/Crossroads


Assemble two matching Corner Units and one Fabric A rectangle.

Top and Bottom Unit should measure 3 1/2" x 8".

Make six total.



Make two.



Make two.

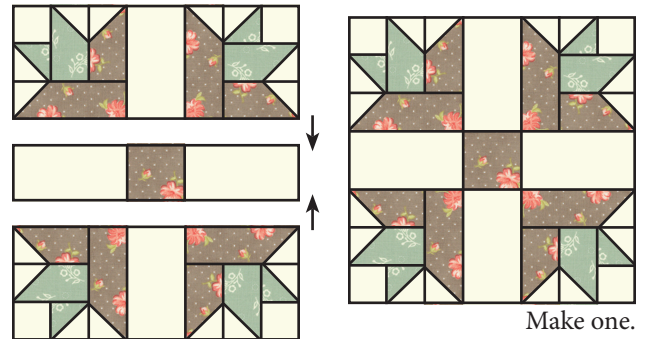


Make two.


Assemble the Intersection Block.

Intersection Block should measure 8" x 8".

Make three total.



Make one.



Make one.

Make one.

Assemble two Fabric A rectangles and one Fabric E square.

Middle Unit should measure 2" x 8".

Make three total.



Make one.



Make one.



Make one.