


DECK-ADE THE HALLS
with Fat Quarter Shop
10 fabrics • 10 blocks • 10 years


STAR-STUDDED

Star-Studded Unit One




Unfinished size: 7" x 9 ½"
Make one.

Star-Studded Unit Two



Unfinished size: 4 ½" x 16"
Make one.

Star-Studded Unit Three






Unfinished size: 4 ½" x 9 ½"
Make one.

Deck-ade the Halls quilt was made from the Aspen Frost collection by BasicGrey for Moda Fabrics.



DECK-ADE THE HALLS - STAR-STUDED

Fabric Image	SKU	Description	Quantity & Size		
	30338-11 White Texture	Background and Sashing	A	2	4 ½" x 6 ¼" rectangles
			B	1	4 ½" x 5 ½" rectangle
			C	2	3" x 4 ½" rectangles
			D	8	1 ⅞" squares
			E	1	1 ½" x 7" rectangle
			F	16	1 ½" squares
			G	16	1 ½" squares
 	30334-12 Aqua Strudel 30335-14 Cranberry Snowflakes	Stars <i>(Cut Fabrics H and I from each star fabric)</i>	H	8	1 ½" x 2 ½" rectangles
			I	4	1 ⅞" squares

Visit fatquartershop.blogspot.com/p/deck-ade-halls.html for fabric requirements and instructions for the quilt.

DECK-ADE THE HALLS - STAR-STUDED

Use ¼" seams and press as arrows indicate throughout.

Star Units:

Draw a diagonal line on the wrong side of the Fabric D squares.

With right sides facing, layer a Fabric D square with a Fabric I square.

Stitch ¼" from each side of the drawn line.

Cut apart on the marked line.

Unit should measure 1 ½" x 1 ½".

Make eight from each Fabric I square.

Make sixteen total.



Draw a diagonal line on the wrong side of the Fabric G squares.

With right sides facing, layer a Fabric G square on the left end of a Fabric H rectangle.

Stitch on the drawn line and trim ¼" away from the seam.

Unit should measure 1 ½" x 2 ½".

Make eight from each Fabric H rectangle.

Make sixteen total.



Assemble one Fabric F square, one Fabric D/I unit and one matching Fabric G/H unit as shown.

Star Unit should measure 2 ½" x 2 ½".

Make eight from each color.

Make sixteen total.




Assemble one Cranberry Star Unit and one Aqua Star Unit as shown.

Half Star Unit should measure 2 ½" x 4 ½".

Repeat seven more times.

Make eight.

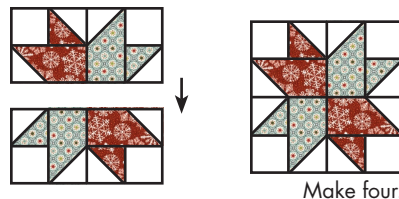


Assemble two Half Star Units as shown.

Star Block should measure 4 ½" x 4 ½".

Repeat three more times.

Make four.



DECK-ADE THE HALLS - STAR-STUDDED

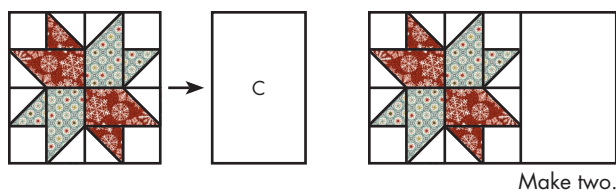
Star-Studded Unit One:

Assemble one Star Block and one Fabric C rectangle as shown.

Unit should measure $4\frac{1}{2}$ " x 7".

Repeat one more time.

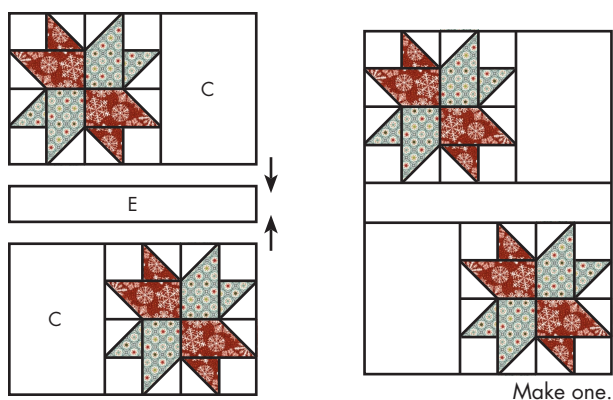
Make two.



Assemble Star-Studded Unit One as shown.

Star-Studded Unit One should measure 7" x $9\frac{1}{2}$ ".

Make one.

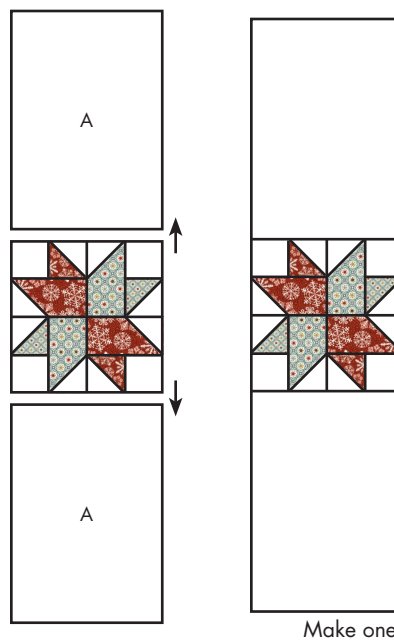


Star-Studded Unit Two:

Assemble Star-Studded Unit Two as shown.

Star-Studded Unit Two should measure $4\frac{1}{2}$ " x 16".

Make one.



Star-Studded Unit Three:

Assemble Star-Studded Unit Three as shown.

Star-Studded Unit Three should measure $4\frac{1}{2}$ " x $9\frac{1}{2}$ ".

Make one.

