


# Patchwork

Quilt Along

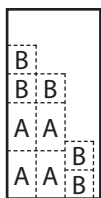
## Country Roads - Block # 10



### Cutting:

5" Block

Background <i>from 6 Jolly Bar rectangles cut:</i>	A	4 - 1 1/2" x 2 1/2" rectangles (24 total)
	B	5 - 1 1/2" squares (30 total)
Print <i>from 6 Jolly Bar rectangles cut:</i>	C	2 - 1 1/2" x 3 1/2" rectangles (12 total)
	D	2 - 1 1/2" x 2 1/2" rectangles (12 total)
	E	2 - 1 1/2" squares (12 total)



Background



Print

Use 1/4" seams and press as arrows indicate throughout.

### Block Assembly:

Assemble two Fabric A rectangles and one Fabric E square.

Outer Road Unit should measure 1 1/2" x 5 1/2".



Make two for each block.  
Make twelve total.

Assemble two Fabric B squares and one Fabric C rectangle.


Inner Road Unit should measure 1 1/2" x 5 1/2".



Make two for each block.  
Make twelve total.

Assemble two matching Fabric D rectangles and one Fabric B square.

Center Road Unit should measure 1 1/2" x 5 1/2".



Make one for each block.  
Make six total.

Assemble Block.

Country Roads Block should measure 5 1/2" x 5 1/2".

