

# Patchwork

Quilt Along

## Round the Corner - Block # 6



Fabrics A & B  
55023-38



Fabrics C & D  
55023-39



Fabrics C & D  
55037-32



Fabrics C & D  
55071-37



Fabrics C & D  
55111-40



Fabrics C & D  
55111-46

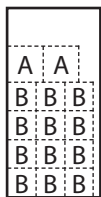


Fabrics C & D  
55124-34

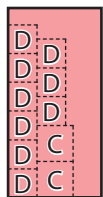
### Cutting:

5" Block

Background <i>from 6 Jolly Bar rectangles cut:</i>	A	2 - 1 7/8" squares (12 total)
	B	12 - 1 1/2" squares (72 total)
Print <i>from 6 Jolly Bar rectangles cut:</i>	C	2 - 1 7/8" squares (12 total)
	D	9 - 1 1/2" squares (54 total)



Background



Print

Use 1/4" seams and press as arrows indicate throughout.

### Block Assembly:

Draw a diagonal line on the wrong side of the Fabric A squares.

With right sides facing, layer a Fabric A square with a Fabric C square.

Stitch 1/4" from each side of the drawn line.

Cut apart on the marked line.

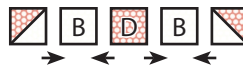
Half Square Triangle Unit should measure 1 1/2" x 1 1/2".



Make four for each block.  
Make twenty-four total.

Assemble two matching Half Square Triangle Units, two Fabric B squares and one matching Fabric D square.

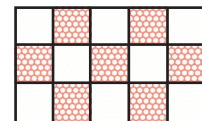
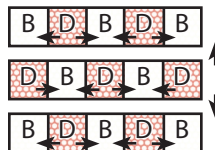
Outer Round Unit should measure 1 1/2" x 5 1/2".



Make two for each block.  
Make twelve total.

Assemble eight Fabric B squares and seven matching Fabric D squares.

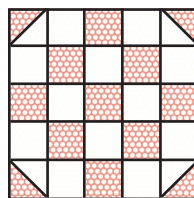
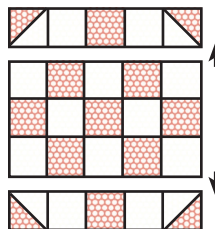
Middle Round Unit should measure 3 1/2" x 5 1/2".



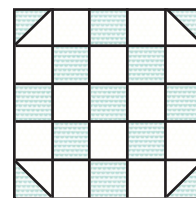
Make one for each block.  
Make six total.

Assemble Block.

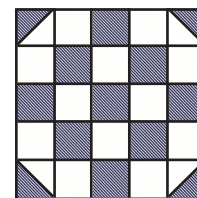
Round the Corner Block should measure 5 1/2" x 5 1/2".




Make one.  
55023-39




Make one.  
55037-32




Make one.  
55071-37



Make one.  
55111-40



Make one.  
55111-46



Make one.  
55124-34

