




Wishes Quilt Along Block Four - Broken Dishes



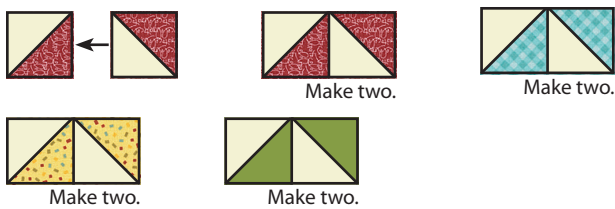
Cutting:

- A 8 4 3/8" squares
- B 2 4 3/8" squares (from each Fabric B)

Use 1/4" seams and press as arrows indicate throughout.
 Draw a diagonal line on the wrong side of the Fabric A squares.
 With right sides facing, layer a Fabric A square with a Fabric B square.
 Stitch 1/4" from each side of the drawn line.
 Cut apart on the marked line.
 Fabric A/B Half Square Triangle Unit should measure 4" x 4".
 Make sixteen total.




Assemble two Fabric A/B Half Square Triangle Units as shown.
 Double Half Square Triangle Unit should measure 4" x 7 1/2".
 Make eight total.



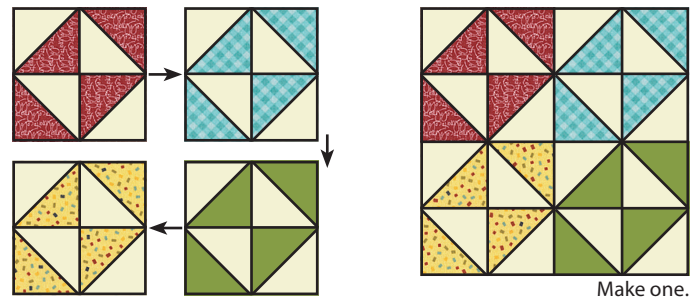
Assemble two Double Half Square Triangle Units as shown.
 Broken Dishes Unit should measure 7 1/2" x 7 1/2".

Make four.



Assemble Block Four as shown.
 Block Four should measure 14 1/2" x 14 1/2".

Make one.



Central & South Texas

You can help by donating to Make-A-Wish through the [Wishes Quilt Along donation page](#).

