



Wishes Quilt Along Block Five - Log Cabin



Fabrics A, B, C, D & E
5538-16

Fabrics F & G
5534-23

Fabrics H & I
5533-22

Fabrics J & K
5535-21

Fabrics L & M
5537-14



Cutting:

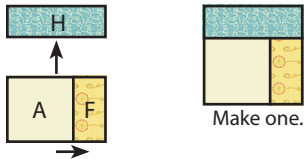
- | | | | | | |
|---|---|---------------------------|---|---|----------------------------|
| A | 1 | 4" square | H | 1 | 2 1/4" x 5 3/4" rectangle |
| B | 1 | 2 1/4" x 11" rectangle | I | 1 | 2 1/4" x 12 3/4" rectangle |
| C | 1 | 2 1/4" x 9 1/4" rectangle | J | 1 | 2 1/4" x 5 3/4" rectangle |
| D | 1 | 2 1/4" x 9 1/4" rectangle | K | 1 | 2 1/4" x 12 3/4" rectangle |
| E | 1 | 2 1/4" x 7 1/2" rectangle | L | 1 | 2 1/4" x 7 1/2" rectangle |
| F | 1 | 2 1/4" x 4" rectangle | M | 1 | 2 1/4" x 14 1/2" rectangle |
| G | 1 | 2 1/4" x 11" rectangle | | | |

Use 1/4" seams and press as arrows indicate throughout.

Assemble one Fabric A square, one Fabric F rectangle and one Fabric H rectangle as shown.

Log Cabin One Unit should measure 5 3/4" x 5 3/4".

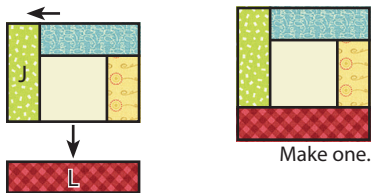
Make one.



Assemble one Log Cabin One Unit, one Fabric J rectangle and one Fabric L rectangle as shown.

Log Cabin Two Unit should measure 7 1/2" x 7 1/2".

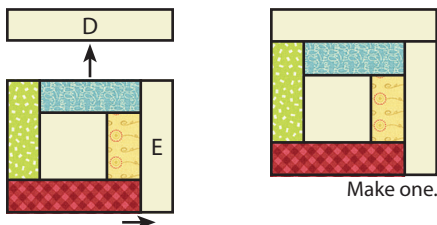
Make one.



Assemble one Log Cabin Two Unit, one Fabric E rectangle and one Fabric D rectangle as shown.

Log Cabin Three Unit should measure 9 1/4" x 9 1/4".


Make one.



Assemble one Log Cabin Three Unit, one Fabric C rectangle and one Fabric B rectangle as shown.

Log Cabin Four Unit should measure 11" x 11".

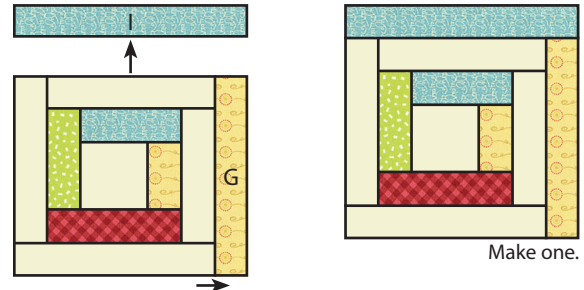
Make one.



Assemble one Log Cabin Four Unit, one Fabric G rectangle and one Fabric I rectangle as shown.

Log Cabin Five Unit should measure 12 3/4" x 12 3/4".

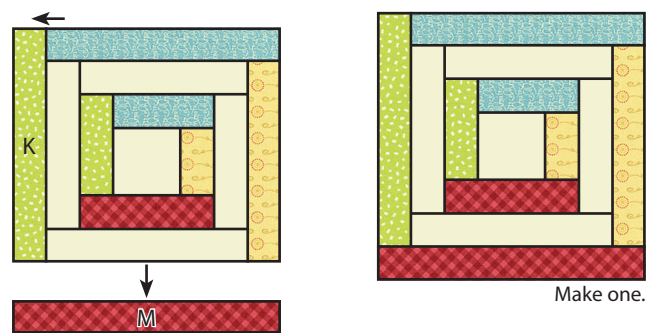
Make one.



Assemble Block Five as shown.

Block Five should measure 14 1/2" x 14 1/2".

Make one.



MAKE-A-WISH
Central & South Texas

You can help by donating to Make-A-Wish through the Wishes Quilt Along donation page.

