

Dovetail Quilt

www.FatQuarterShop.com



Dovetail features Berry Merry by BasicGrey for Moda Fabrics.

Finished size: 57 1/2" x 70 1/2"







Free quilt pattern by Doug Leiko of Antler Quilt Design for Fat Quarter Shop

Copyright 2017 Fat Quarter Shop, LLC. All rights reserved. Duplication of any kind is prohibited.

This pattern may be used for personal purposes only and may not be reproduced without the express written permission from the Fat Quarter Shop. This pattern may not be used for commercial purposes.

Dovetail Quilt

Fabric Image	SKU	Yardage	Description	Quantity & Size		
	30150-363	1 yard	Background	A	15	5 1/2" x 10 1/2" rectangles
 <p>Berry Merry Jolly Bar Fabric placement is intended to be scrappy.</p>	3 Jolly Bars	Blocks	B	30	5" x 10" rectangles	
			C	60	5" x 10" rectangles	
	30472-18	3/4 yard	Binding	D	8	2 1/2" x width of fabric strips
	30475-19	3 3/4 yards	Backing			

Doug uses his Simple Folded Corners Ruler to make the Dovetail Block. #AQDR1



See our YouTube tutorial for details. www.youtube.com/FatQuarterShop

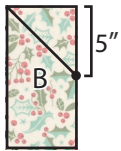
Dovetail Quilt

Use $\frac{1}{4}$ " seams and press as arrows indicate throughout.

Dovetail Blocks:

On the wrong side of the Fabric B rectangles, mark a dot 5" down from the top right corner.

Draw a line from the top left corner to the dot.



With right sides together, layer a Fabric B rectangle with a Fabric C rectangle.

Stitch on the drawn line and trim $\frac{1}{4}$ " away from the seam.

Dovetail Unit should measure 5" x 15".



Assemble one Fabric A rectangle and one Fabric C rectangle.

Stitch approximately 2 $\frac{1}{2}$ " down from the top right corner of the unit, pivot and stitch off the edge.

Make fifteen Center Units.




Assemble one Dovetail Unit and one Center Unit.

Make fifteen Partial Top Units.




Assemble one Partial Top Unit and one Fabric C rectangle.

Make fifteen Top Units.



Assemble one Top Unit and one Dovetail Unit.

Make fifteen Partial Dovetail Blocks.



Finish the partial seam by sewing from the bottom of the Partial Dovetail Block to the starting stitches, pivot and sew off the edge.

Dovetail Block should measure 14 $\frac{1}{2}$ " x 19 $\frac{1}{2}$ ".



Dovetail Quilt

Quilt Center:

Assemble the Quilt Center.

Press rows in alternating directions.

Quilt Center should measure 57 1/2" x 70 1/2".



Finishing:

Piece the Fabric D strips end to end for binding.

Quilt and bind as desired.