

# THE Ultimate Beginner Quilt

## LEARN HOW TO QUILT FROM START TO FINISH

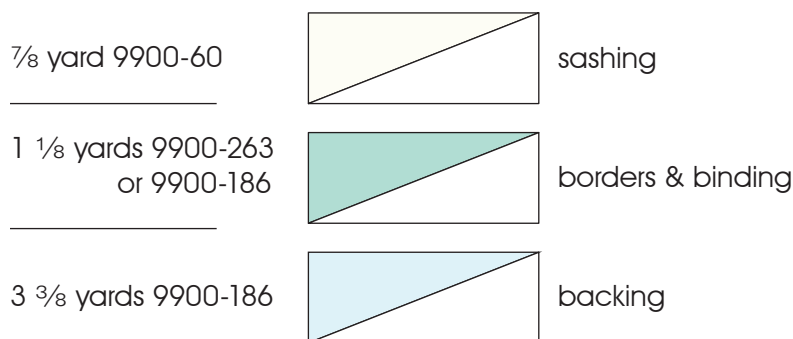
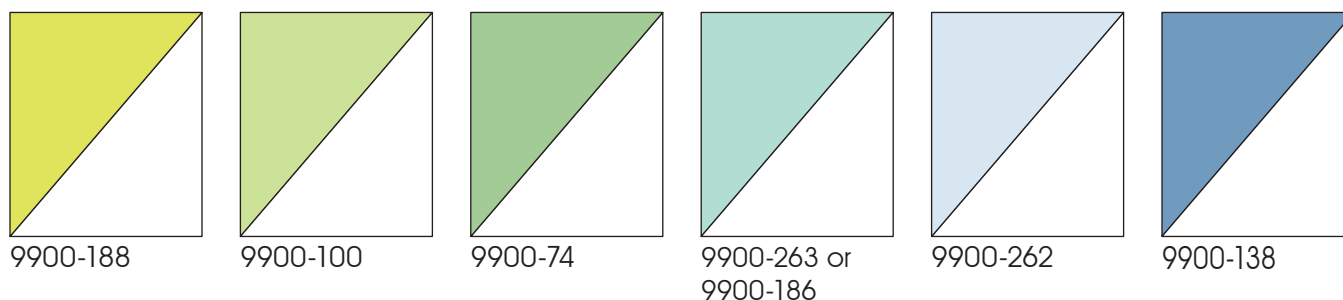
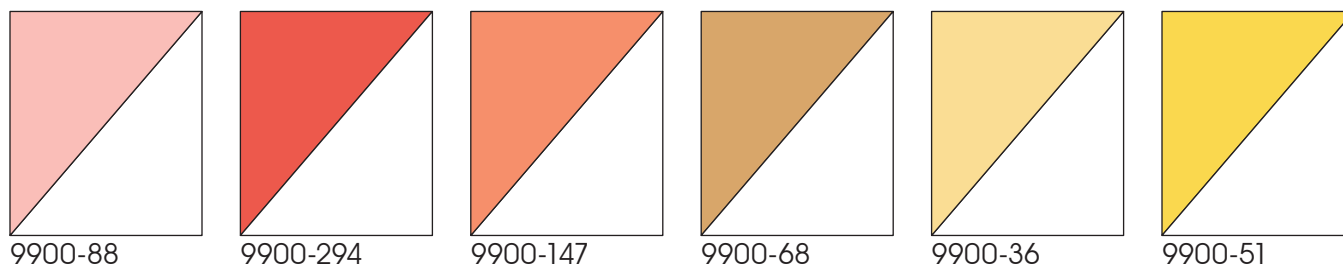
..... with Fat Quarter Shop

### FABRIC REQUIREMENTS AND COLOR KEY

The fabric cuts for this quilt are meticulously planned to fit into the prescribed number of Fat Quarters. Cut only what you need for each block according to the block patterns. Watch our videos for more detail on cutting.

The fabric color numbers used in our quilt sample are provided below, but you may use this as a color key if you are using other fabrics. Color the empty triangles with the colors you wish to use and write the color or name of the fabric below it.

12 Fat Quarters:



The Ultimate Beginner Quilt Series is sponsored by Moda Fabrics and EverSewn.

moda  
FABRICS + SUPPLIES

EverSewn



To complete this quilt, you will need batting that is at least 60" square.

Suggested Batting: Happy Cloud Batting Throw Size #8020-THROW

The Ultimate Beginner Quilt features Bella Solids by Moda Fabrics.

#ULTIMATEBEGINNERQUILT #MYFIRSTQUILT  [www.youtube.com/fatquartershop](https://www.youtube.com/fatquartershop)

# THE Ultimate Beginner Quilt


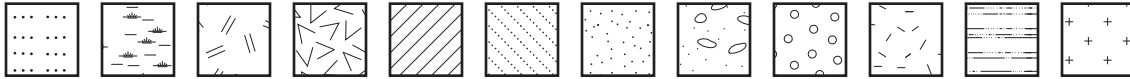
## LEARN HOW TO QUILT FROM START TO FINISH

with Fat Quarter Shop

### QUILT COLORING SHEETS

Try different colors without commitment! Each fill pattern corresponds to one fabric color.

#### YOUR COLOR KEY FOR QUILT BLOCKS & OUTER BORDER



#ULTIMATEBEGINNERQUILT #MYFIRSTQUILT [www.youtube.com/fatquartershop](https://www.youtube.com/fatquartershop)

© 2019 Fat Quarter Shop, LLC. All rights reserved. Duplication of any kind is prohibited. This pattern may be used for personal purposes only and may not be reproduced without the express written permission from the Fat Quarter Shop. This pattern may not be used for commercial purposes.

# THE Ultimate Beginner Quilt


## LEARN HOW TO QUILT FROM START TO FINISH

..... with Fat Quarter Shop

If you are making this quilt with fabrics other than what is listed on the Fabric Requirements page, try using this blank coloring sheet.

### YOUR COLOR KEY FOR QUILT BLOCKS & OUTER BORDER

1	2	3	4	5	6	7	8	9	10	11	12
---	---	---	---	---	---	---	---	---	----	----	----



#ULTIMATEBEGINNERQUILT #MYFIRSTQUILT  [www.youtube.com/fatquartershop](https://www.youtube.com/fatquartershop)

© 2019 Fat Quarter Shop, LLC. All rights reserved. Duplication of any kind is prohibited. This pattern may be used for personal purposes only and may not be reproduced without the express written permission from the Fat Quarter Shop. This pattern may not be used for commercial purposes.