





Lady of the Lake Quilt Block

Check out our
YouTube tutorial



Unfinished size: 12 1/2" x 12 1/2"

Cutting Instructions:

	One Block
Print 	1 - 9 7/8" square (A) 1 - 8" square (B)
Block Background 	1 - 9 7/8" square (C) 1 - 8" square (D)
3" Half Square Triangle Paper Triangles on a Roll #H300	1 - two by two section (4 squares) 

Use 1/4" seams and press as arrows indicate throughout.

Block Assembly:

With right sides facing, layer the Fabric B square with the Fabric D square.

Place the Triangles on a Roll Section on top and pin in place.

Set stitch length to 1.6 and sew on the dotted lines.

Cut apart on the solid lines.

Small Half Square Triangle Unit should measure 3 1/2" x 3 1/2".

You will not use one Small Half Square Triangle Unit.



Make 8.

"Classic and Vintage Series"

#ladyofthelakequilt



Pattern for Lap, Twin,
Queen & King size quilt
available at
www.FatQuarterShop.com.

Copyright 2017 Fat Quarter Shop, LLC. All rights reserved. Duplication of any kind is prohibited.

This pattern may be used for personal purposes only and may not be reproduced without the express written permission from the Fat Quarter Shop. These patterns may not be used for commercial purposes.



1-866-826-2069

www.FatQuarterShop.com

www.YouTube.com/FatQuarterShop

Lady of the Lake Quilt Block

Check out our
YouTube tutorial

Draw a diagonal line on the wrong side of the Fabric C square.

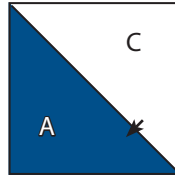
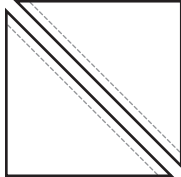
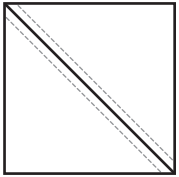
With right sides facing, layer the Fabric C square with the Fabric A square.

Stitch $\frac{1}{4}$ " from each side of the drawn line.

Cut apart on the marked line.

Large Half Square Triangle Unit should measure $9\frac{1}{2}$ " x $9\frac{1}{2}$ ".


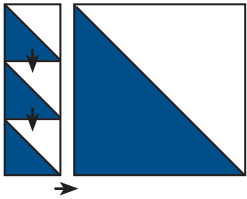
You will not use one Large Half Square Triangle Unit.



Make 2.

Assemble three Small Half Square Triangle Units and one Large Half Square Triangle Unit.

Lady of the Lake Unit should measure $9\frac{1}{2}$ " x $12\frac{1}{2}$ ".



Make 1.

Assemble the Lady of the Lake Block.

Lady of the Lake Block should measure $12\frac{1}{2}$ " x $12\frac{1}{2}$ ".

