



# Little Ruby Quilt Along

## Part One: Getting Started



Quilt One.

Finished Size: 65 1/2" x 72 1/2"



Quilt Two uses leftover blocks from Quilt One. Just add background and binding.

Finished Size: 65 1/2" x 72 1/2"

### Supplies:

|   |   |             |
|---|---|-------------|
|  | Little Ruby Jelly Roll 55130JR                  | Two         |
|  | White Bella Solids Jelly Roll 9900JR-98         | Two         |
|  | 55134-12 (Background & Binding)                 | 2 5/8 yards |
|  | 55134-12 (Backing)                              | 4 1/4 yards |
|  | Creative Grids Hexagon Trim Tool #CGRJAW4       |             |
|  | Creative Grids 60° Double Strip Ruler #CGRDBS60 |             |

Designed by Camille Roskelley  
www.thimbleblossoms.com

1-866-826-2069 • www.FatQuarterShop.com • www.FatQuarterShop.Blogspot.com • www.ThimbleBlossoms.com






Copyright 2016 Fat Quarter Shop, LLC. All rights reserved. Duplication of any kind is prohibited.

This pattern may be used for personal purposes only and may not be reproduced without the express written permission from the Fat Quarter Shop. This pattern may not be used for commercial purposes.

# Little Ruby Quilt Along

## Cutting:

|   |                               |                      |   |    |  |
|---|-------------------------------|----------------------|---|----|--|
|  | Little Ruby Jelly Roll        | Half Star Blocks     | A | 54 | 2 1/2" x width of fabric strips  |
|  | White Bella Solids Jelly Roll | Half Star Blocks     | B | 54 | 2 1/2" x width of fabric strips  |
|  | 55134-12                      | Background & Binding | C | 11 | 4 1/2" x width of fabric strips, subcut into: 54 - 4 1/2" half hexagons* |
|   |                               |                      | D | 3  | 4 1/2" x width of fabric strips, subcut into: 36 - 4 1/2" triangles**    |
|   |                               |                      | E | 8  | 2 1/2" x width of fabric strips (binding)                                |

## Half Hexagons:



\*Using the Creative Grids Hexagon Trim Tool #CGRJAW4, you can cut five - 4 1/2" half hexagons from one 4 1/2" x width of fabric strip.

## Triangles:



\*\*Using the Creative Grids 60° Double Strip Ruler #CGRDBS60, you can cut twelve - 4 1/2" triangles from one 4 1/2" x width of fabric strip.

Watch our "How to Cut Half Hexagons and Triangles using Creative Grids Rulers – Little Ruby Quilt Along – Hexagon Quilt – Fat Quarter Shop" video on cutting.



1-866-826-2069

[www.FatQuarterShop.com](http://www.FatQuarterShop.com)

[www.FatQuarterShop.Blogspot.com](http://www.FatQuarterShop.Blogspot.com)

[www.ThimbleBlossoms.com](http://www.ThimbleBlossoms.com)



Copyright 2016 Fat Quarter Shop, LLC. All rights reserved. Duplication of any kind is prohibited.

This pattern may be used for personal purposes only and may not be reproduced without the express written permission from the Fat Quarter Shop. This pattern may not be used for commercial purposes.