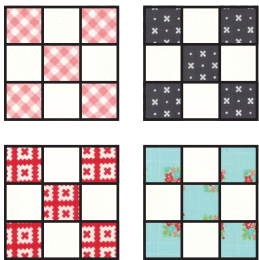


Make one
12 1/2" x 12 1/2" unfinished



Make four
6 1/2" x 6 1/2" unfinished

Large Block Cutting:

Background	Print (from one print)
1 - 4 1/2" x WOF strip, subcut into: 4 - 4 1/2" squares	2 - 4 1/2" x 20" strips, subcut into: 5 - 4 1/2" squares
A	B

Small Block Cutting:

Background	Print (from four prints)
1 - 2 1/2" x WOF strip, subcut into: 16 - 2 1/2" squares	1 - 2 1/2" x 20" strip, subcut into: 5 - 2 1/2" squares (20 total)
A	B



Fabric A
55185-25



Fabric B
55182-14



Fabric B
55186-13



Fabric B
55183-16

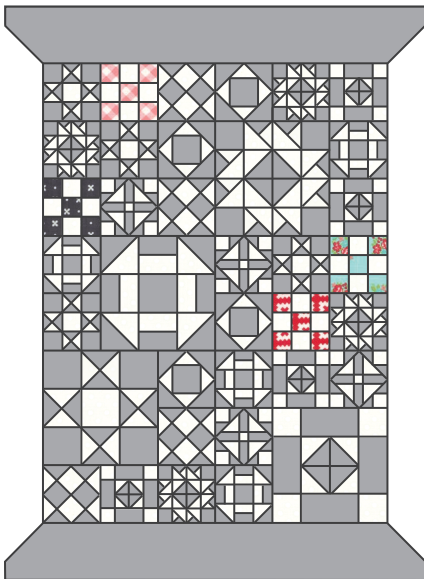


Fabric B
55184-11

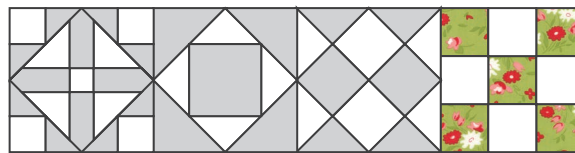


Fabric B
55187-12

Block Locations:



Pieced Backing:



Donate to Make a Wish!

- ❖ <http://site.wish.org/goto/threadology>
- ❖ [#threadologyquiltalong](https://twitter.com/threadologyquiltalong)

Threadology Quilt Along



Block Two Nine Patch Block

Block Assembly:

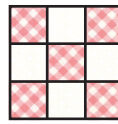
Measurements listed as: Large Block (Small Blocks)
Use 1/4" seams and press as arrows indicate throughout.

Assemble Block using matching fabric.


Nine Patch Block should measure 12 1/2" x 12 1/2" (6 1/2" x 6 1/2").




Make one.



Make one.



Make one.



Make one.



Make one.