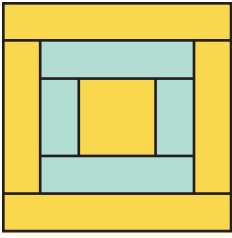




THE Ultimate Beginner Quilt Picture Window





Block Three



unfinished size: 12 1/2" x 12 1/2"

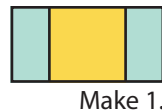
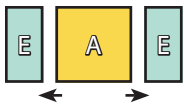
CUTTING:

	A	1 - 4 1/2" square
	B	2 - 2 1/2" x 12 1/2" rectangles
9900-51	C	2 - 2 1/2" x 8 1/2" rectangles
	D	2 - 2 1/2" x 8 1/2" rectangles
9900-263	E	2 - 2 1/2" x 4 1/2" rectangles

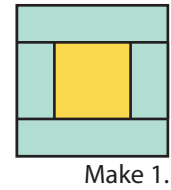
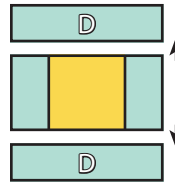
Use 1/4" seams and press as arrows indicate throughout.

BLOCK ASSEMBLY:

Assemble two Fabric E rectangles and the Fabric A square.
Center Unit should measure 4 1/2" x 8 1/2".

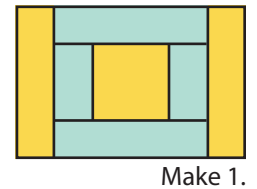
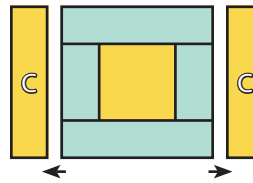


Assemble two Fabric D rectangles and the Center Unit.
Round One Unit should measure 8 1/2" x 8 1/2".



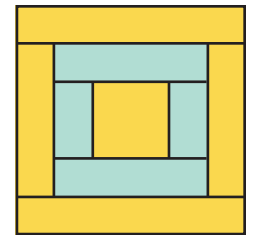
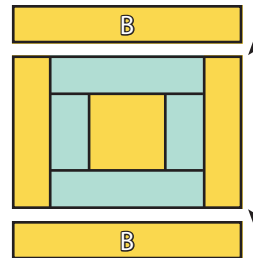
Assemble two Fabric C rectangles and the Round One Unit.

Round Two Unit should measure 8 1/2" x 12 1/2".



Assemble two Fabric B rectangles and the Round Two Unit.

Picture Window Block should measure 12 1/2" x 12 1/2".



#ULTIMATEBEGINNERQUILT

The Ultimate Beginner Quilt features Bella Solids by Moda Fabrics

moda
FABRICS + SUPPLIES



Free quilt pattern by Fat Quarter Shop

Copyright 2019 Fat Quarter Shop, LLC. All rights reserved. Duplication of any kind is prohibited.

This pattern may be used for personal purposes only and may not be reproduced without the express written permission from the Fat Quarter Shop. This pattern may not be used for commercial purposes.

